

## A sample of a multi-part request

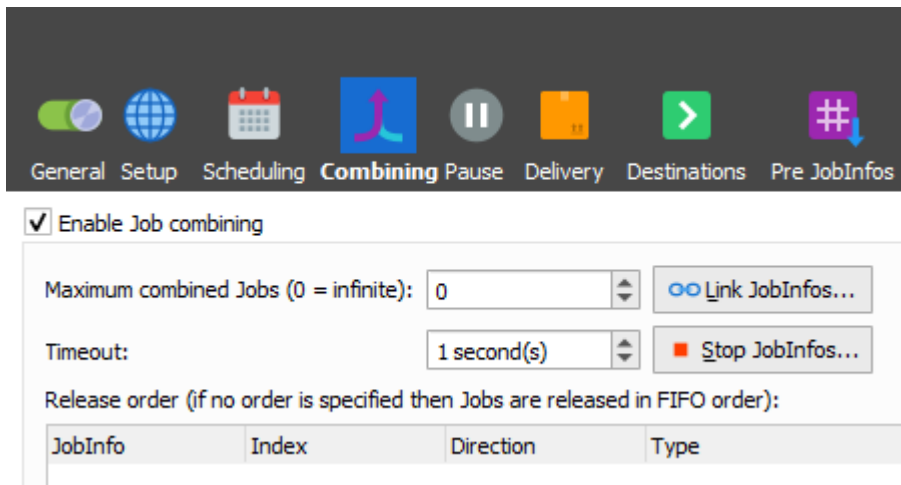
- 2021-05-05 - Comments (0) - Lاسernet Developer FAQs

# Lاسernet

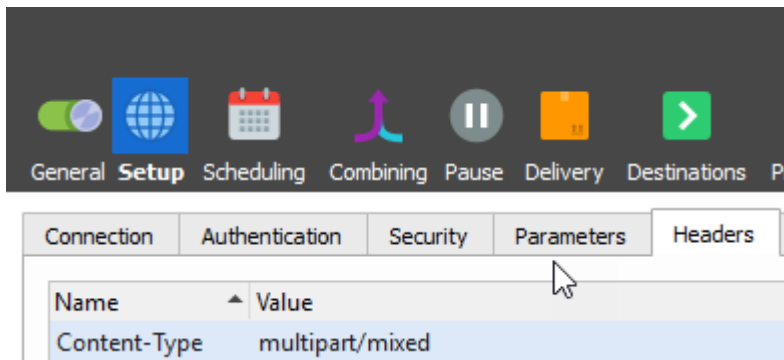
This article will show a sample of a multipart request. Attached is a Lاسernet 9 setup where we receive an XML file that creates two documents, a JSON file and a PDF. These are passed to the HTTP module.

There are some mandatory settings that need to be activated so Lاسernet can carry out the multipart request:

**Job Combining** needs to be activated and configured on the HTTP module.



A Header named **Content-Type** with a value multipart subtype, for example, *multipart/mixed*.



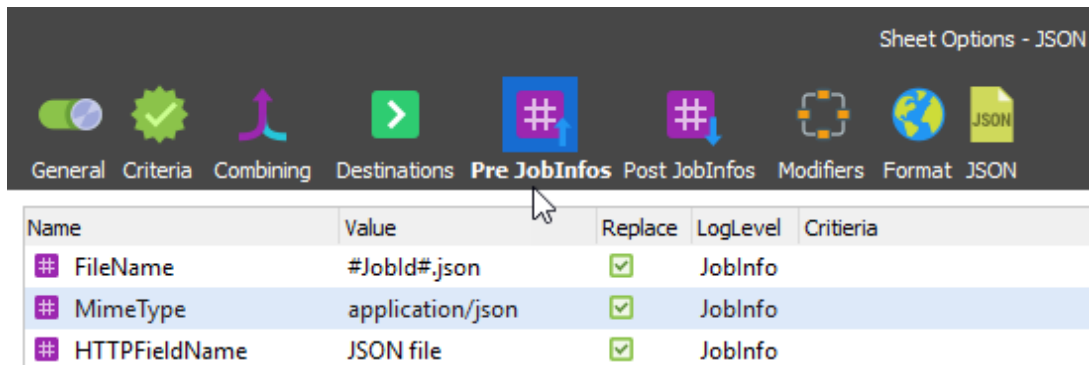
A JobInfo named **FileName**.

The following JobInfo are optional:

### MimeType

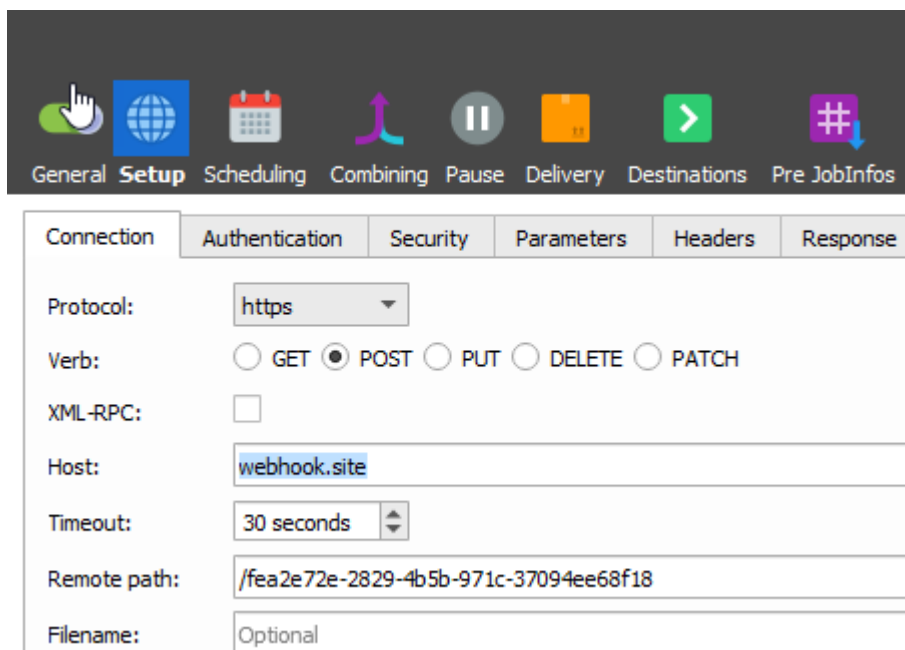
### HTTPFieldName

This can be controlled in **Sheet Options**, in the **Pre JobInfos** tab.



Name	Value	Replace	LogLevel	Criteria
# FileName	#JobId#.json	<input checked="" type="checkbox"/>	JobInfo	
# MimeType	application/json	<input checked="" type="checkbox"/>	JobInfo	
# HTTPFieldName	JSON file	<input checked="" type="checkbox"/>	JobInfo	

On our HTTP module, we are using a test site called webhook. site. If you want to test using this, go to <http://webhook.site>



Connection Authentication Security Parameters Headers Response

Protocol:

Verb:  GET  POST  PUT  DELETE  PATCH

XML-RPC:

Host:

Timeout:

Remote path:

Filename:

This site will create a URL for you:

