



Knowledgebase > Lasernet BC Connector > Lasetnet BC Connector FAQs > How do I look up Azure Service bus queue or Azure Storage blob container?

How do I look up Azure Service bus queue or Azure Storage blob container?

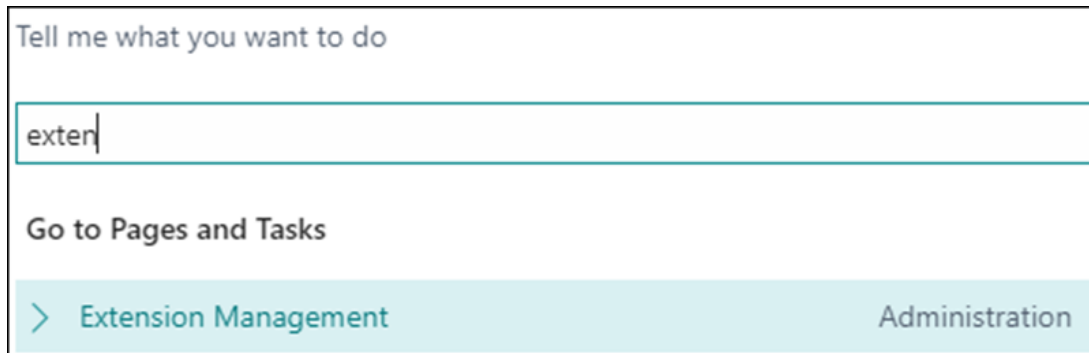
Alex Clemons - 2024-01-11 - Comments (0) - Lasetnet BC Connector FAQs

Lasernet for Dynamics 365

This article provides instructions when users cannot look up the Azure Service bus queue or the Azure Storage blob container.

Follow these steps:

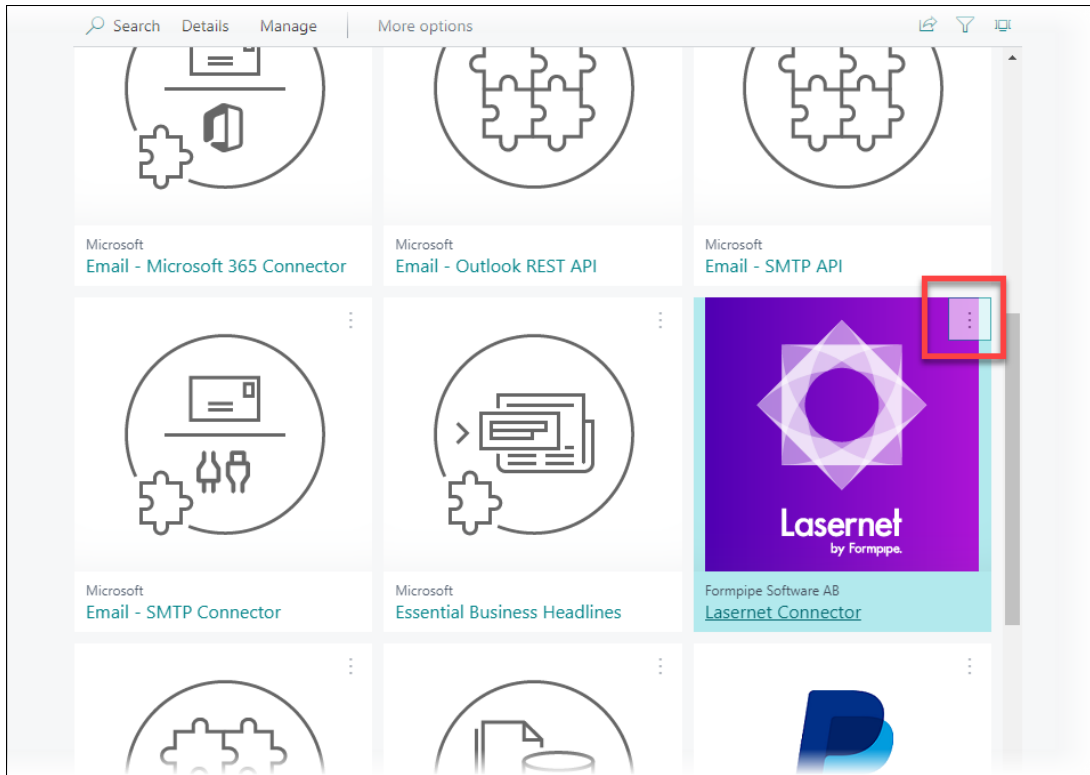
1. Select the search icon from the top right-hand corner.
2. Search for "Extension" and then select **Extension Management**.



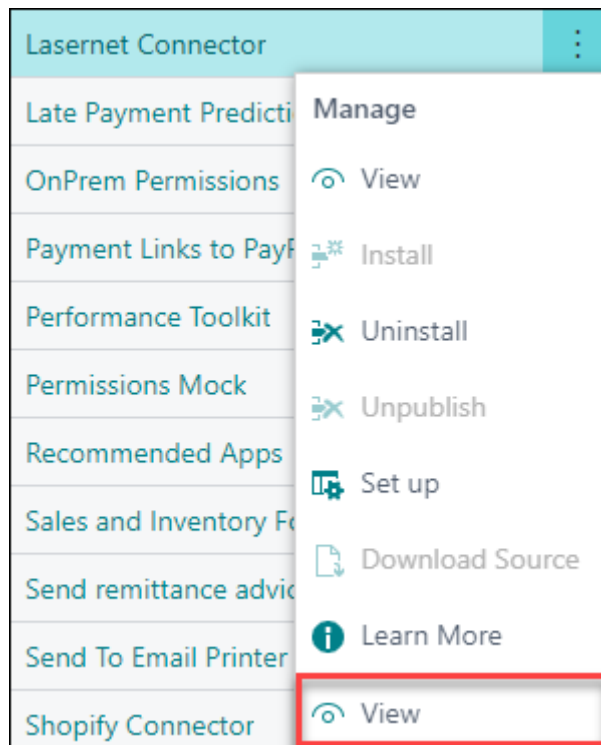
3. Locate the **Lasernet Connector** extension.

Yes	Lasernet Connector OnPrem	Formpipe Software AB	v. 4.0.1.3	Global
-----	---------------------------	----------------------	------------	--------

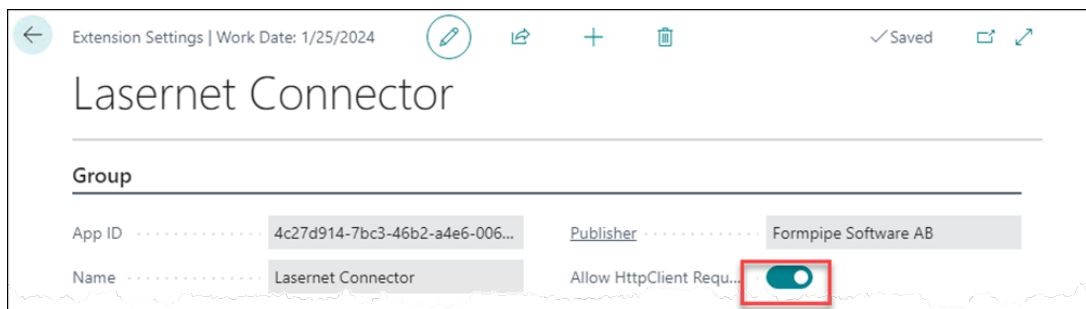
4. Select the three dots menu and then select **Configure** or in newer version select **View**.



	Yes	Lasernet Connector OnPrem	Formpipe Software AB
Manage		Late Payment Prediction	Microsoft
Install		OnPrem Permissions	Microsoft
Uninstall		PayPal Payments Standard	Microsoft
Unpublish		Performance Toolkit	Microsoft
Configure		Permissions Mock	Microsoft
		Recommended Apps	Microsoft






5. Ensure that **Allow HttpClient Request** is enabled.



6. Close the form. You will now be able to look up the queue or blob container.

Note

Before printing a report, ensure that HTTP Requests for System Application are enabled. This is also required to look up a container from the Lasernet Azure Blob Setup page.

← Extension Settings   +  ✓ Saved

System Application

General

App ID	63ca2fa4-4f03-4f2b-a480-172fe...	Publisher	Microsoft
Name	System Application	Allow HttpClient Requ...	<input checked="" type="checkbox"/>