

Knowledgebase > Lasernet FO Connector > Lasetnet FO Connector FAQs > Error Message: "Customer#, Invoice# was not delivered because of a print management setup issue" and "SQL server cannot create a row...size of 8060".

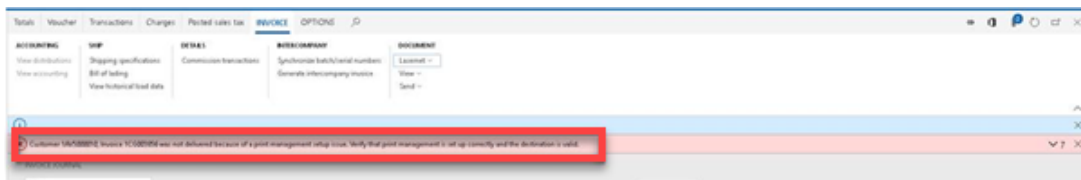
Error Message: "Customer#, Invoice# was not delivered because of a print management setup issue" and "SQL server cannot create a row...size of 8060".

- 2023-11-30 - Comments (0) - Lasetnet FO Connector FAQs

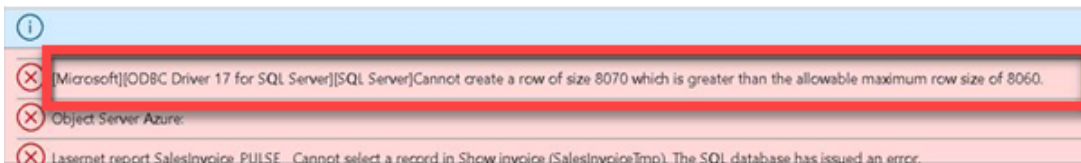
# Lasernet for Dynamics 365

When generating a document, you may get the following error message:

'Customer#, Invoice# was not delivered because of a print management setup issue'

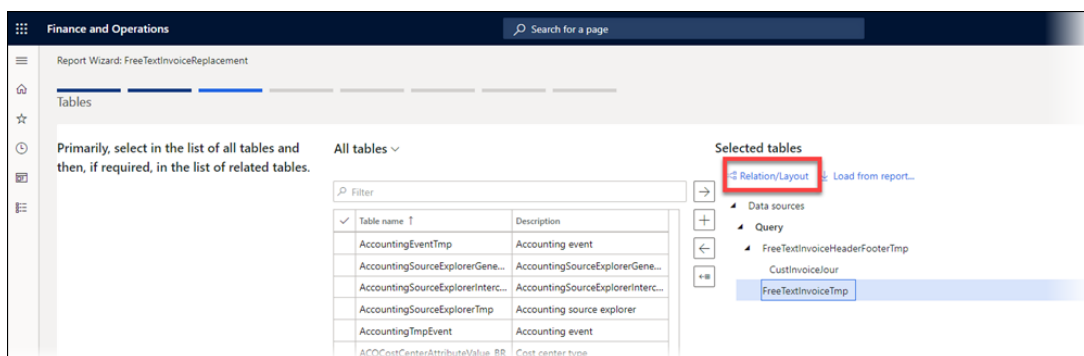


When the error message is expanded, the following additional error messages are shown:



This error is related to the standard Dynamics 365 Finance and Operations/SQL and is caused because the fetch to the SQL server is getting too complex. To resolve this issue, follow these steps:

1. Click the **Modules** button in the Navigation pane, select **Lasernet > Report**.
2. Open the **Query Wizard**, select **Build Query with Wizard** and click **Relation/Layout**.



3. In the Fetch dropdown, replace **1:1** with **1:n** which will simplify the SQL-fetch and remove the error. **1:n** should be the default fetch.

The screenshot shows the 'Relation' configuration interface. The 'Data source' is 'CustInvoiceJour' and the 'Parent' is 'FreeTextInvoiceHeader...'. The 'Layout' is set to 'Same level as parent'. Under 'PARAMETERS', the 'Join' is 'InnerJoin' and the 'Fetch' is '1:n'. The 'Fields' section shows a table with the following data:

Related table	Related field	CustInvoiceJour
FreeTextInvoiceHeaderFooter...	LACJourRefRecId	RecId

Related Content

- [Performance Considerations for Lasernet](#)