

Error Message: 'Query filter cannot be specified on a query that are split into multiple queries dues to 1:n fetch mode.'

- 2023-11-30 - Comments (0) - Lasetnet FO Connector FAQs

Lasernet for Dynamics 365

When running a report, users will sometimes get the following error message:

'Query filter cannot be specified on a query that are split into multiple queries dues to 1:n
fetch mode.'

This error message is also shown in Lasetnet Connector version 6 when configuring the
Query. (Within the Query-wizard > Dialog-setup > Default ranges in the Form Links).

It is similar to the error message '1:N Fetch Mode is not allowed on Datasource having join
condition with node other than its immediate parent.'

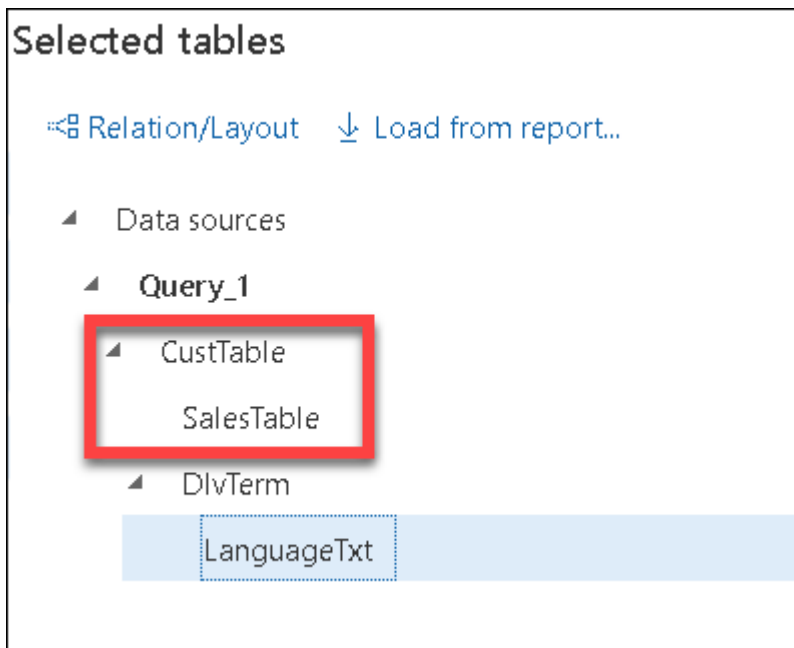
The error is caused when adding a Filter **Query-Wizard**, **Dialog-setup** and/or the **Default
ranges**. The issue only exists if the Query contains two or more data-source-structures
having at least one of the Fetch Mode/Fetch set to 1:N (One2Many).

The following is an example containing two data-source-structures:

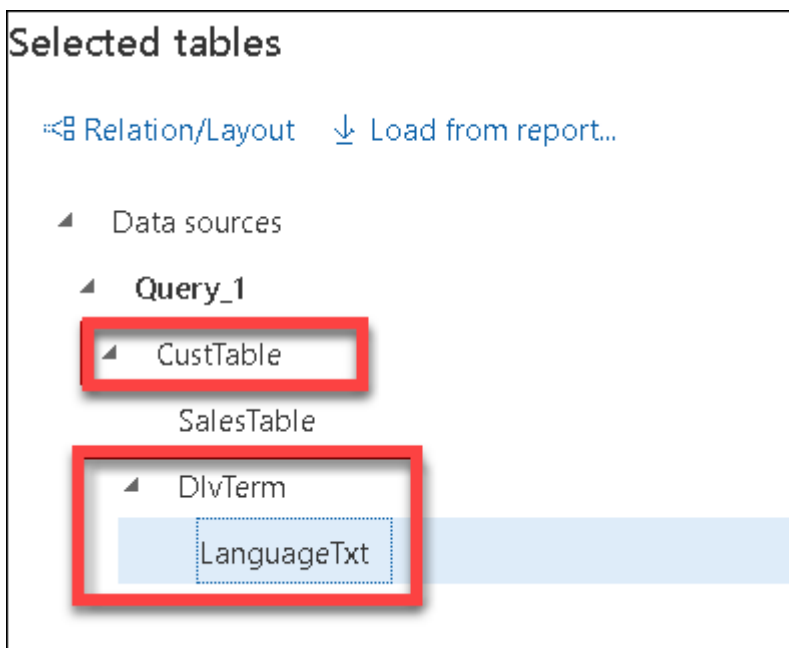
A. Containing the datasources/tables **CustTable** and **SalesTable**

B. Containing the datasources/tables **CustTable**, **DlvTerm** and **LanguageTxt**

Data-source structure **A** is containing the tables **CustTable** and **SalesTable**:

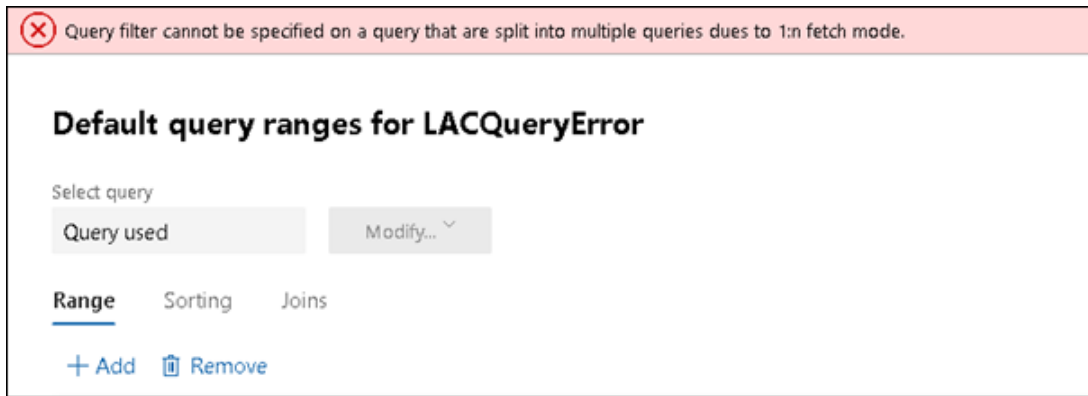


Data-source structure **B** are containing the tables **CustTable, DivTerm and LanguageTxt:**



Adding a Filter in Lasernet FO Connector version 6 would display the following error message:

'Query filter cannot be specified on a query that is split into multiple queries dues to 1:n fetch mode.'



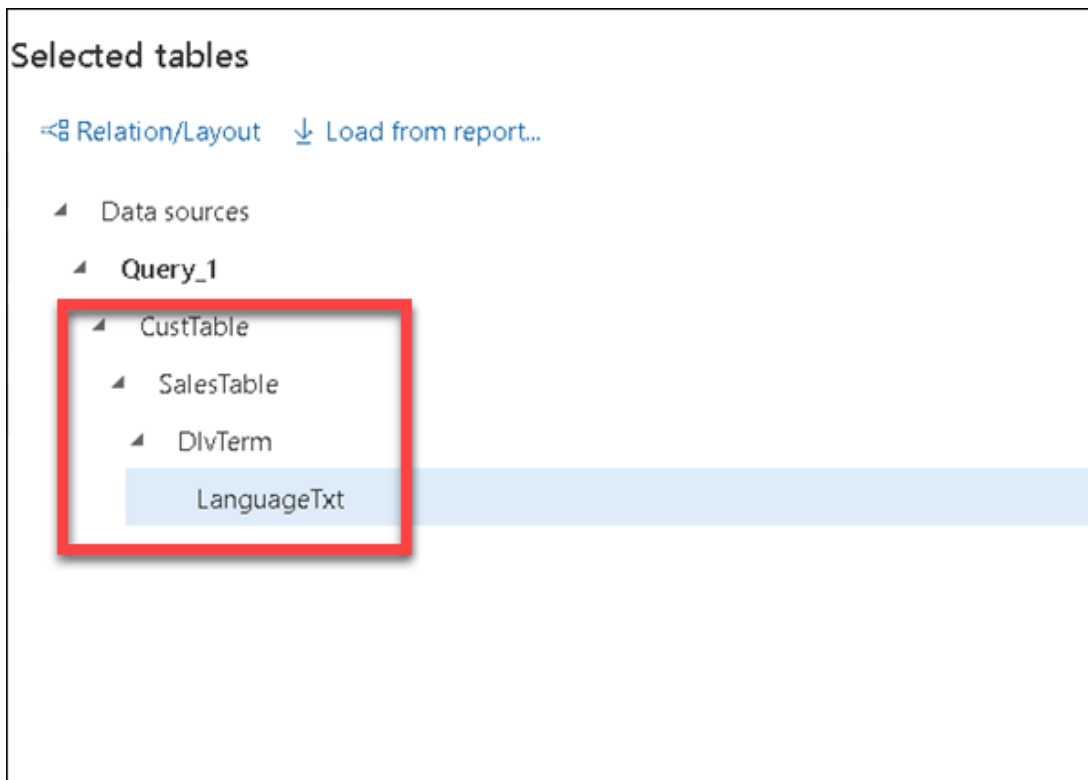
A similar error is shown in Lasernet FO Connector version 5 when running the report.

Solution

There are three ways to resolve the issue, as follows:

Change the query-structure

Restructure the Query-structure as it should be possible to have all the required data sources within the same data-source structure like the following:



Having all data sources in the same structure wouldn't throw the error when using 1:N in the Fetch Mode/Mode.

This approach also avoids the issue in relation to the row size when having a lot of data sources/tables (issue caused by 1:1).

Change 1:N to 1:1

Change **1:N** to **1:1** in the Fetch Mode/Fetch, but this could cause the following error if many tables are joined together.

'[Microsoft][ODBC Driver 17 for SQL Server][SQL Server]Cannot create a row of size 8061 which is greater than the allowable maximum row size of 8060.'

This error is only displayed if the query contains a lot of data sources/tables and why Fetch Mode/Fetch **1:1** works in most cases.

Add a Range instead of a Filter (LAC365FO version 6)

Lasernet FO Connector version 6 contains the option to add a **Range** instead of **Filter** by clearing the **Filter** checkbox in the **Ranges in the Dialog-setup, Ranges in the Form-links** and/or in the **ranges in the Query-Wizard**.

Clearing the **Filter** checkbox will fix the issue and makes it possible to have multiple-query structures with 1:N in the Fetch Mode/Fetch.

