

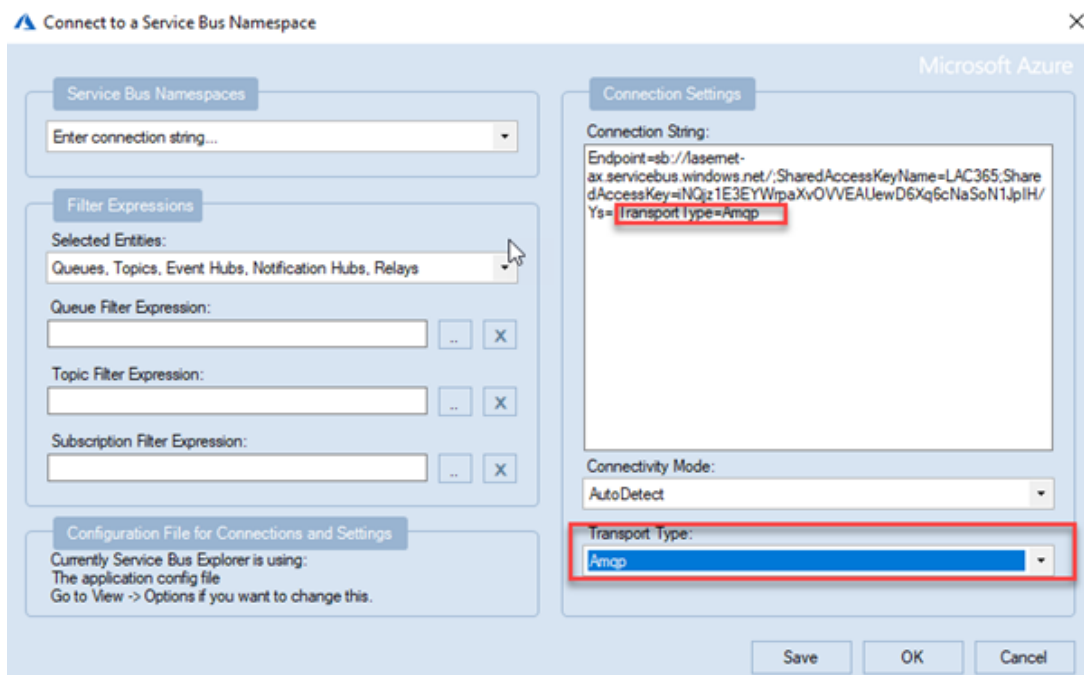
How do I Add an Additional Azure Service Bus for a Specific Report?

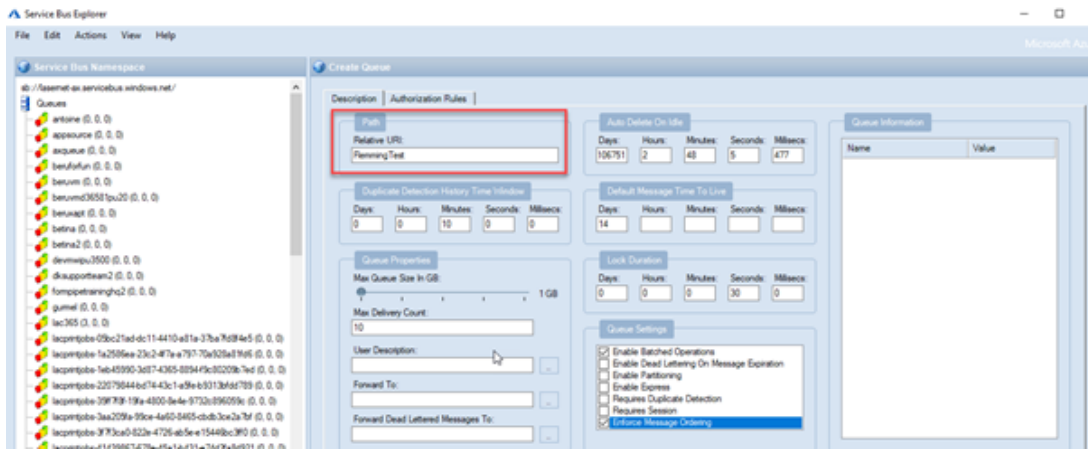
- 2023-11-30 - Comments (0) - Lasetnet FO Connector FAQs

Lasernet for Dynamics 365

This article will demonstrate how to add another Azure Service Bus for a specific report. Please follow these steps:

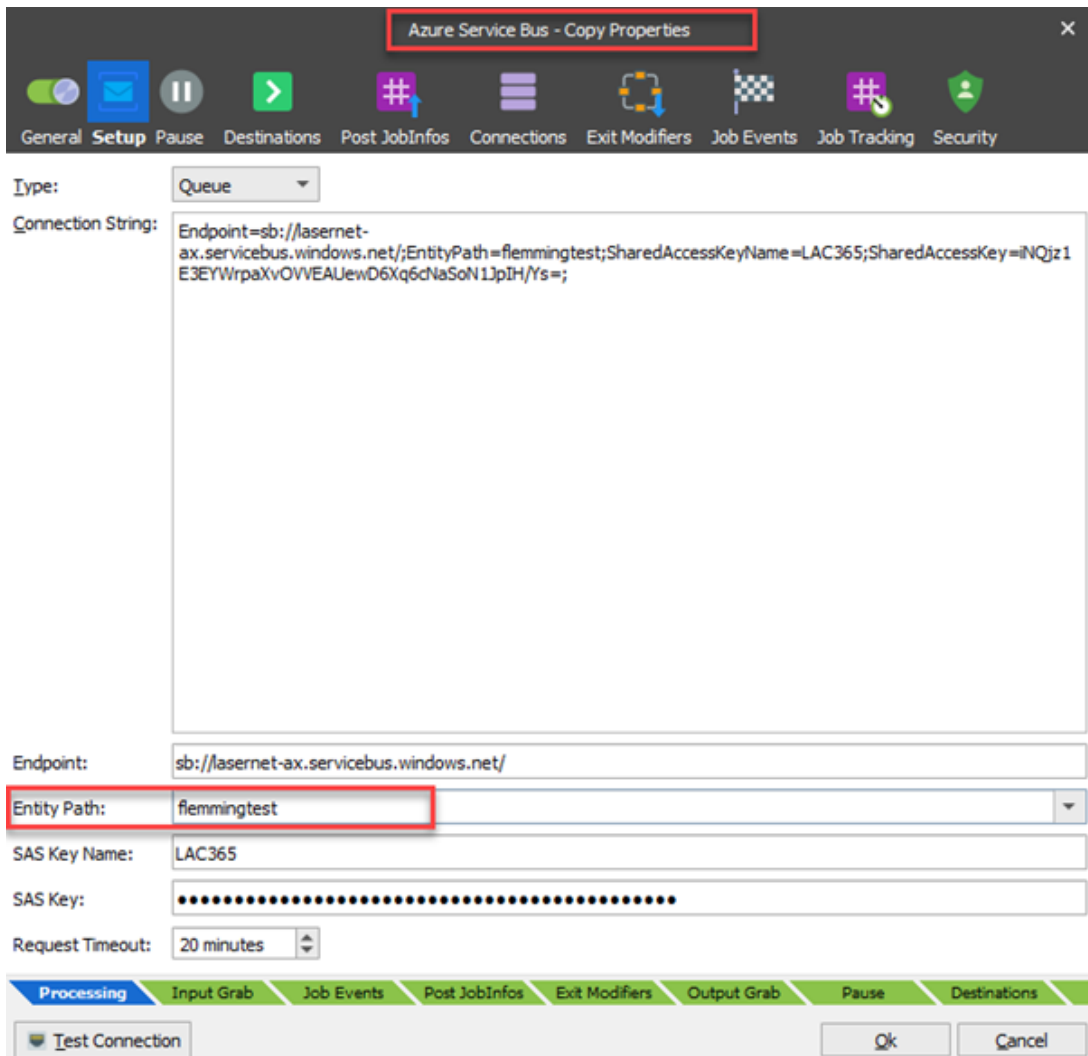
1. Create a new queue in Service Bus Explorer. In the example (FlemmingTest), Transport Type will be at the end of the string when selected:



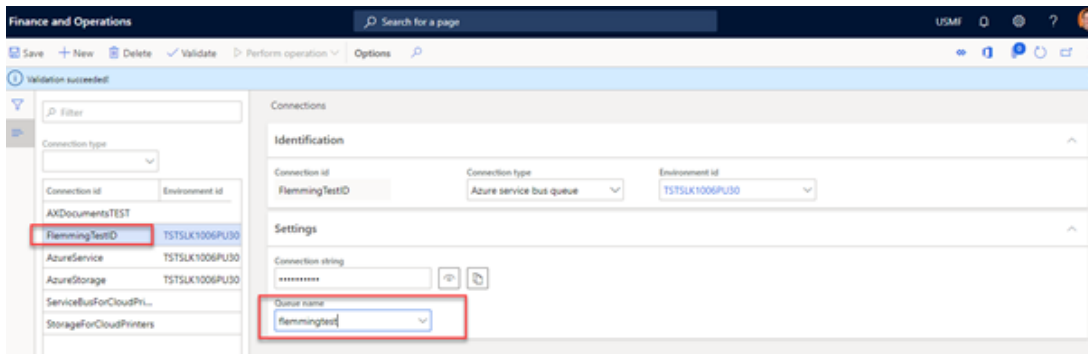


2. Create a new **Azure Service Bus Input Port** in Lasernet Developer. In the example, we have duplicated the existing one, the new one is called 'Azure Service Bus - Copy'.

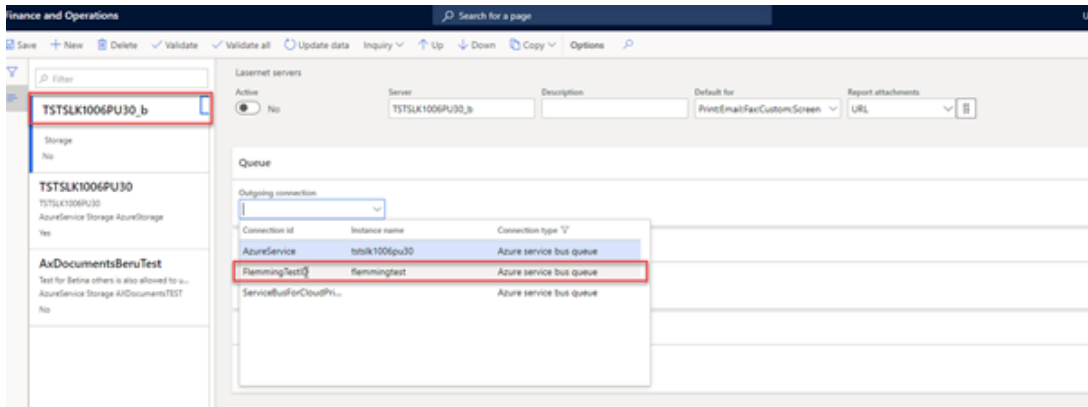
3. **Commit/Deploy** to make it available.



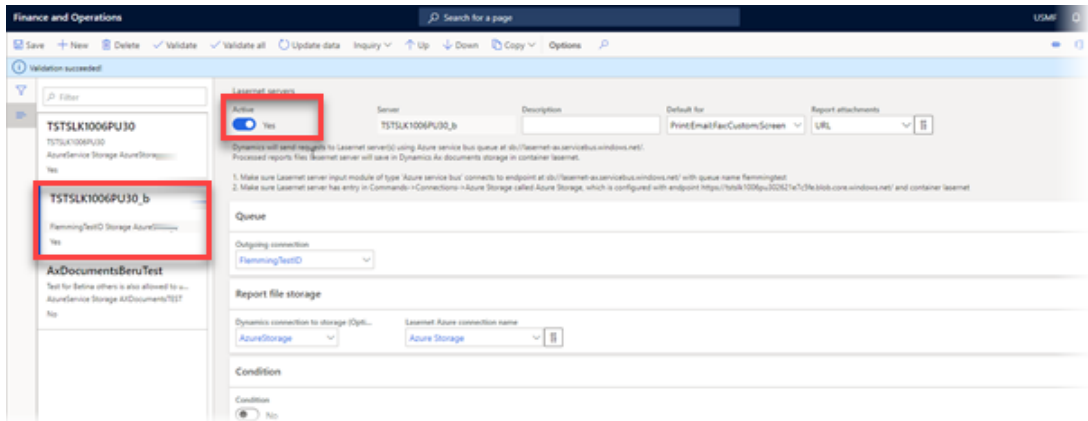
4. Create a new Connection in L5D FO Connector. In the example, we have called the connection 'FlemmingTestID'.



5. Create a new server in Lasernet FO Connector with a reference to the new connection. In the example, the new server has the same name with `_b` appended to the end.



7. Ensure it is placed after the default server (at the top) and toggle the **Active** button to **Yes**.



8. On the report where you run the big batch, set up the new server as your choice. In the example, it is SalesConfirmReplacement to which the new server is attached. All the others have no server selection, so they will choose the default server.

The screenshot displays the 'Reports' configuration interface in Microsoft Dynamics 365 Finance and Operations. On the left, a table lists various reports, including 'SalesConfirmReplacement', which is highlighted with a red box. On the right, the configuration details for the selected report are shown. The 'Server' dropdown menu is also highlighted with a red box, indicating the specific server configuration for this report.

Origin	Report name	Report design name	Active
Query	ProductIdentifier	Custom query: ProdTable	<input checked="" type="checkbox"/>
Query	ProductIdentifierAssembly	Custom query: ProdTable	<input checked="" type="checkbox"/>
SSRS report	ProjCashFlowEmpItem replaced...	Report	<input checked="" type="checkbox"/>
Query	ProjCashFlowEmpItem_Replacae...	Custom query: ResourceView	<input checked="" type="checkbox"/>
SSRS report	ProjInvoice	Report	<input checked="" type="checkbox"/>
SSRS report	PSAManageInvoice replaced wit...	Report	<input checked="" type="checkbox"/>
Query	PSAManageInvoiceReplacement	Custom query: ProjInvoiceLocal...	<input type="checkbox"/>
Query	PSAManageTest	Custom query: ProjInvoiceLocal...	<input checked="" type="checkbox"/>
SSRS report	PSAProjInvoice replaced with PS...	Report	<input checked="" type="checkbox"/>
Query	PSAProjInvoiceReplacement	Custom query: ProjInvoiceLocal...	<input type="checkbox"/>
Query	PSAtest	Custom query: ProjInvoiceLocal...	<input checked="" type="checkbox"/>
Query	PurchaseOrderReplacementTest...	Custom query: PurchPurchaseOr...	<input type="checkbox"/>
SSRS report	PurchPurchaseOrder replaced w...	Report	<input type="checkbox"/>
Query	PurchPurchaseOrderReplacement	Custom query: PurchPurchaseOr...	<input type="checkbox"/>
SSRS report	PurchRanking replaced with Pur...	Report	<input checked="" type="checkbox"/>
Query	PurchRankingReplacement	Custom query: VendInvoiceJour	<input type="checkbox"/>
SSRS report	PurchReceiptList replaced with ...	Report	<input checked="" type="checkbox"/>
Query	PurchReceiptList_Replacement	Custom query: PurchReceiptsLi...	<input type="checkbox"/>
Query	Query_ServiceOrder	Custom query: SMAServiceOrde...	<input checked="" type="checkbox"/>
SSRS report	ReturnAcknowledgmentAndDoc...	Report	<input checked="" type="checkbox"/>
Query	ReturnAcknowledgmentAndDoc...	Custom query: SalesTable	<input checked="" type="checkbox"/>
SSRS report	SalesConfirm replaced with Sale...	Report	<input checked="" type="checkbox"/>
Query	SalesConfirmReplacement	Custom query: SalesConfirmO...	<input checked="" type="checkbox"/>
SSRS report	SalesInvoice replaced with Sales...	Report	<input checked="" type="checkbox"/>
SSRS report	SalesInvoice replaced with Sales...	ReportFL	<input checked="" type="checkbox"/>
Query	SalesInvoice_Replacement	Custom query: SalesInvoiceRes...	<input checked="" type="checkbox"/>

General
Origin: Query | Report name: SalesConfirmReplacement | Report design name: Custom query: SalesConfirmO...
Active: Yes

Parameters
Active: Yes | Preview format: [dropdown] | Formats: Use regional settings
Title: [dropdown] | Other parameters: [dropdown] | Document handling: LHM
File name: SalesConfirmReplacement_0000... | Language: [dropdown] | Pro forma: CustConfirmJourisProforma...
Server: 7575X1006PU30_0
Review before sending: [dropdown] | Memo location: [dropdown]

Mapping

Archive

Security

Destination defaults

Custom properties

Custom format

This report will now use this Azure Service Bus, whilst the others will use the original one.