



Knowledgebase > AX 2012 > AX 2012 FAQs > Warning: "No print management settings are applicable so no document is produced."

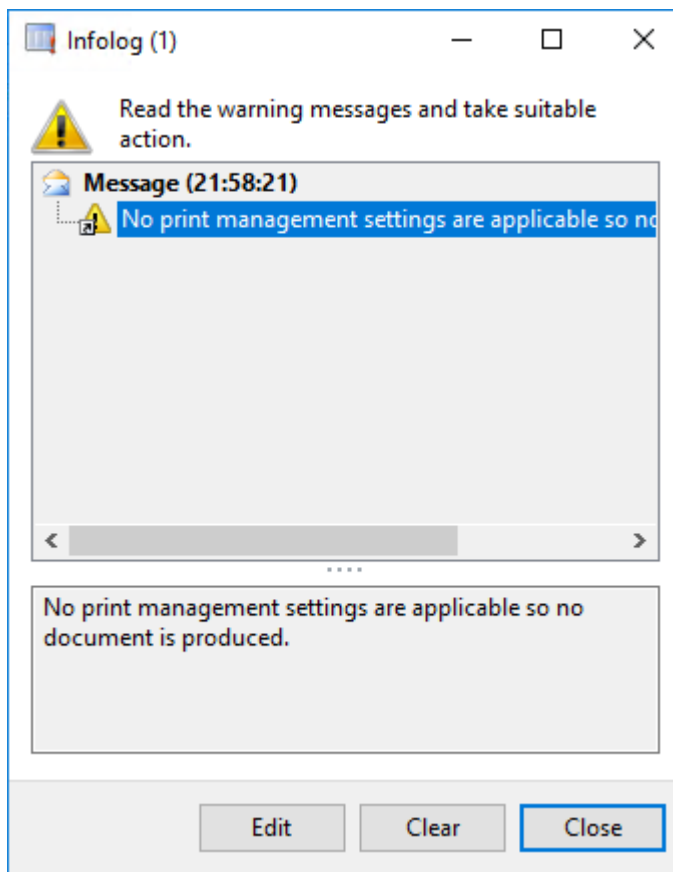
Warning: "No print management settings are applicable so no document is produced."

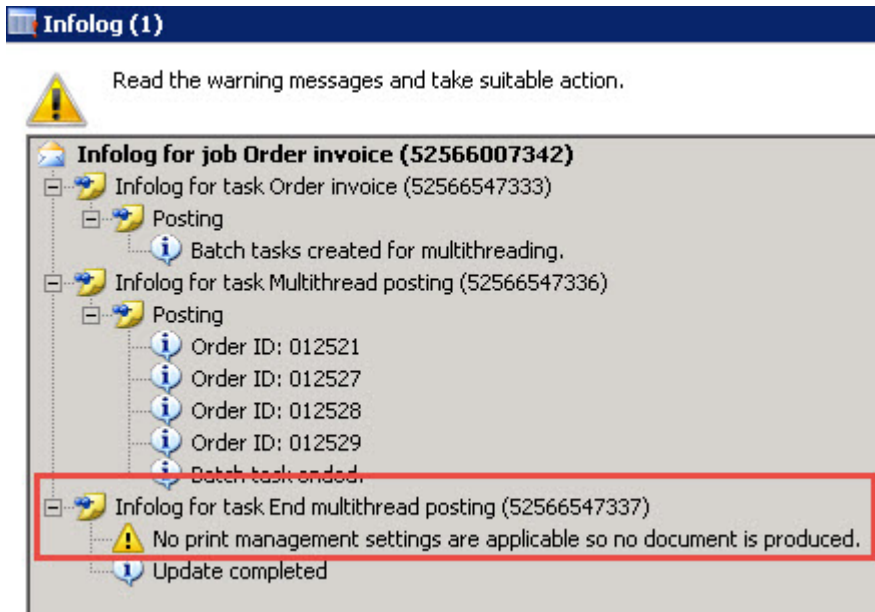
- 2023-12-06 - Comments (0) - AX 2012 FAQs



When printing a report in AX 2012, the following warning message may appear:

"No print management settings are applicable so no document is produced."



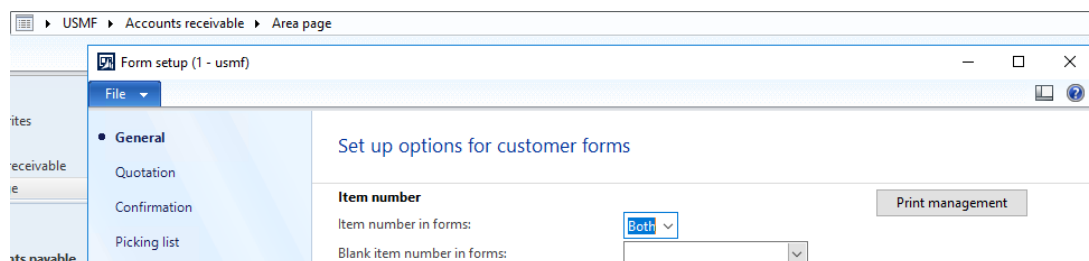


This error might occur when AX 2012 attempts to trigger a report to print via the Print Management settings. The trigger can either be a direct user input, caused by selecting "Use print management" while printing or it can be an automatic process, usually carried by a batch job, causing it to attempt to post and print automatically.

Resolution

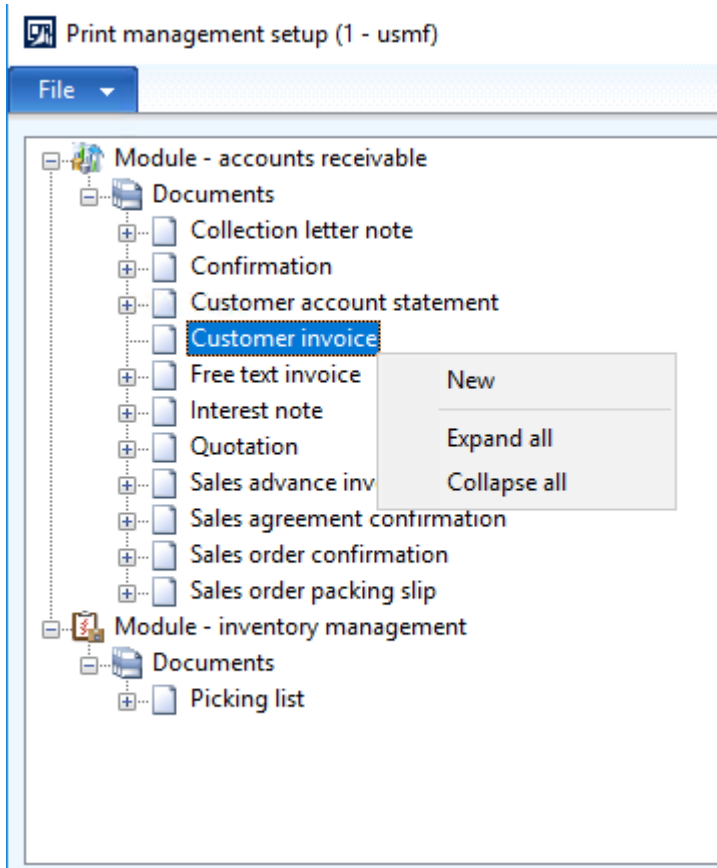
To correct this error please follow the steps below:

1. Go to **Print Management** for the report module. The location of print management varies by module and is determined by standard AX 2012.



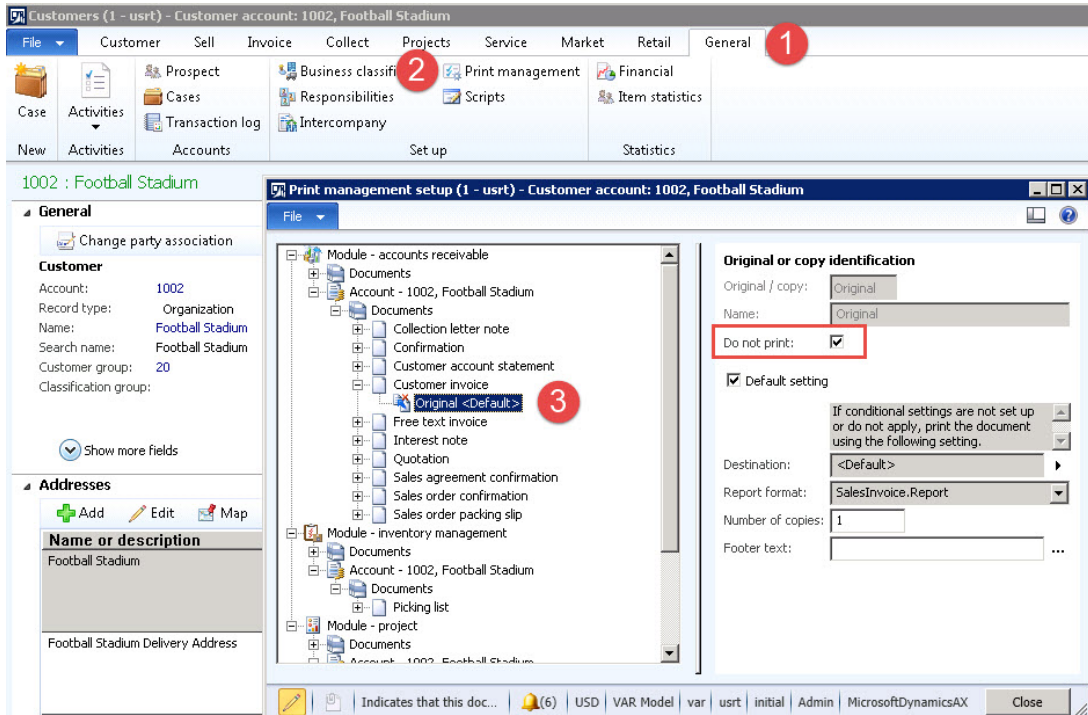
2. Select the report under the **Documents** list.

The report should have at least an **Original** record. If it does not, right-click on the report name and select **New**.



3. The record(s) under the document should also be enabled to print. **Do not print** should not be enabled. This setting can control if the report should be printed or not.

In the picture below we went into **Print management** via the **Customer**.



Additional information

This warning can occur for any report and it can occur for batch jobs. The root cause is that

AX 2012 is trying to use print management and cannot find the proper setups.

See also

In Danish the message will look like this:

