

Lasetnet BC Connector 4.0.1.3

2022-04-13 - Alex Clemons - Comments (0) - Lasetnet BC Connector Release Notes

Lasetnet for Dynamics 365

Lasetnet BC Connector Release Version 4.0.1.3

Release date: 12th April 2022

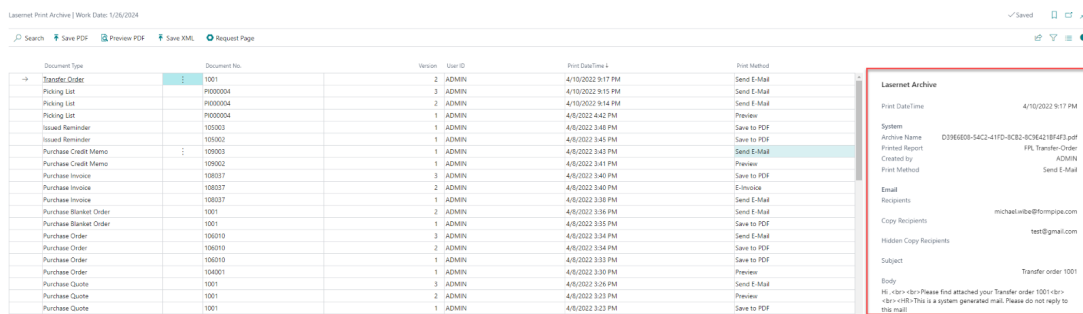
New Features and Enhancements

The purpose of this section is to outline the new features, enhancements and fixes of Lasetnet BC Connector 4.0.1.3.

#283216 - Added more information to Lasetnet Archive

More information is displayed about the job in the Lasetnet archive, e.g. Mail Subject/body, email address, etc.

This is displayed in a new infobox:



The screenshot shows the 'Lasetnet Print Archive' interface. At the top, it displays 'Work Date: 1/06/2024'. Below this is a table with columns: Document Type, Document No., Version, User ID, Print Date/Time, and Print Method. The table lists various document types such as Transfer Order, Picking List, Issued Reminder, and Purchase Invoice, along with their respective document numbers, versions, and print details.

On the right side, there is a detailed 'Lasetnet Archive' infobox for a selected job. It includes the following information:

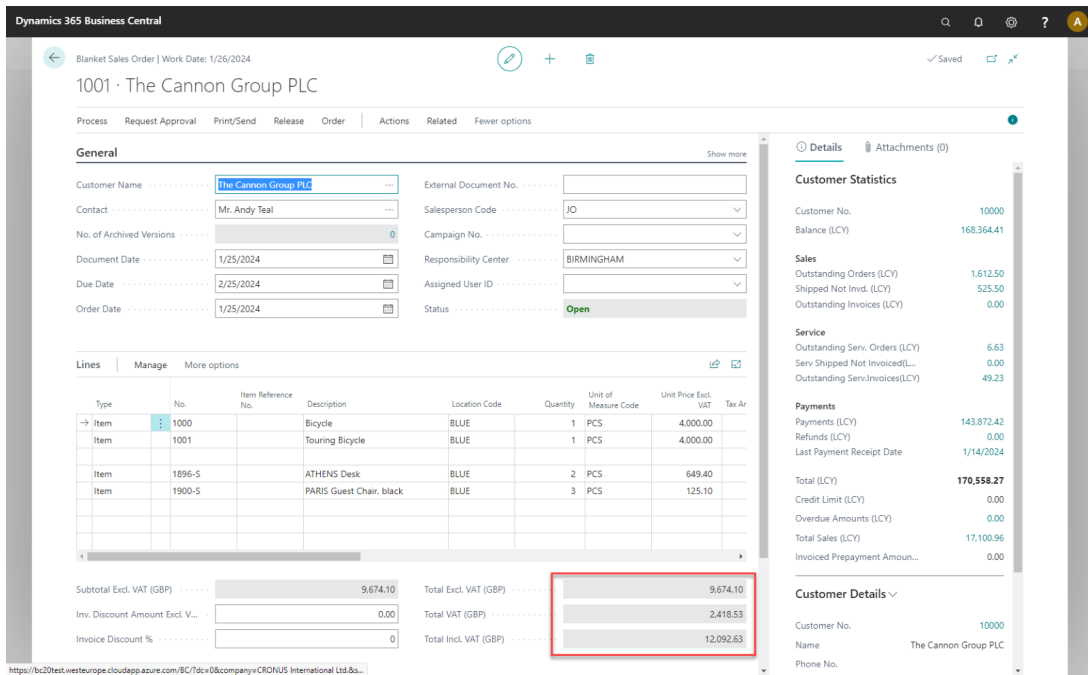
- Print Date/Time:** 4/10/2022 9:17 PM
- System:** System
- Archive Name:** 0396600-54C2-41FD-8C82-0C84218F4F3.pdf
- Printed Report:** P/L Transfer-Order
- Created by:** ADMIN
- Print Method:** Send E-Mail
- Email Recipients:** michaelw@formpipe.com
- Copy Recipients:** test@gmail.com
- Hidden Copy Recipients:** test@gmail.com
- Subject:** Transfer order 1001
- Body:** Hi,

Please find attached your Transfer order 1001

This is a system generated mail. Please do not reply to this mail.

#286226 - Adding totals to Sales Blanket Report

We have added the totals into the XML file.

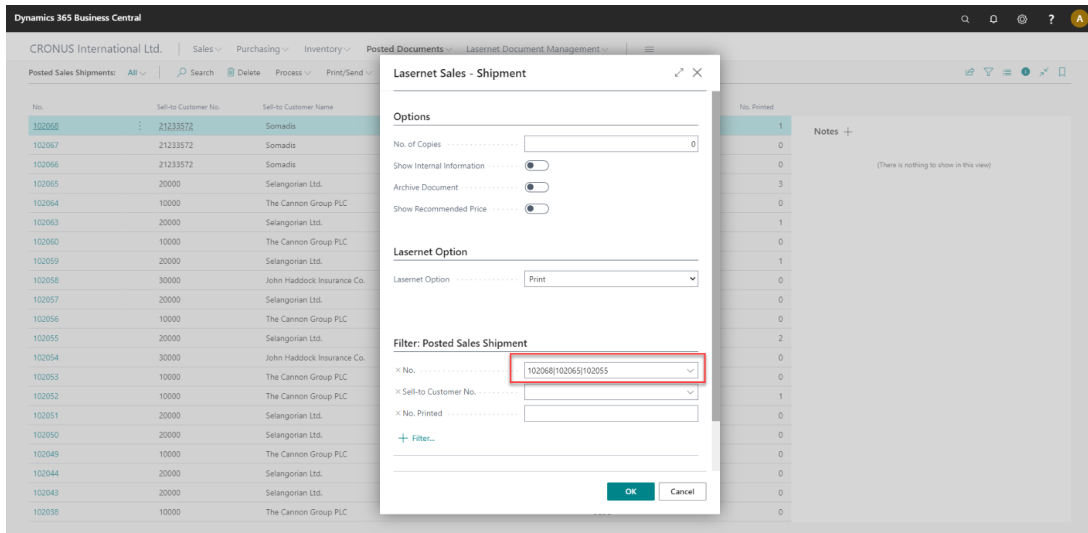


#288625 - Error Message: "The length of the string is xx, it must be less than or equal to 20 characters"

When trying to print multiple documents at the same time, the following error message is displayed:

"The length of the string is xx, it must be less than or equal to 20 characters"

This is now fixed.



#288871 - All Lines are now included on all reports (including empty reports)

Some lines were removed on the Lasernet reports, e.g. the Sales order BC was adding rounding or prepayment as a separate line or comments. Now you can include all lines related to the document independent of their type and contents. We have added a new

option to the Lasernet Report Setup menu. Enabling this option will include all lines.

Report Setup | Work Date: 1/26/2024

Search + New Edit List Delete Update Report Setup Usage Data Formats More options

Document Type	Report ID	Report Name	Active	Distribution Email	Always Show Request Page	Keep Empty Lines in Dataset
Sales Blanket Order	12060804	FPL Sales-Blanket Order	<input checked="" type="checkbox"/>	Sell-to (Buy-from)	<input checked="" type="checkbox"/>	<input type="checkbox"/>
Sales Quote	12060801	FPL Sales-Quote	<input checked="" type="checkbox"/>	Sell-to (Buy-from)	<input checked="" type="checkbox"/>	<input type="checkbox"/>
Sales Order	12060802	FPL Sales-Order	<input checked="" type="checkbox"/>	Sell-to (Buy-from)	<input checked="" type="checkbox"/>	<input type="checkbox"/>
Sales Invoice	12060805	FPL Sales-Invoice	<input checked="" type="checkbox"/>	Sell-to (Buy-from)	<input checked="" type="checkbox"/>	<input type="checkbox"/>
Sales Credit Memo	12060806	FPL Sales-Credit Memo	<input checked="" type="checkbox"/>	Sell-to (Buy-from)	<input checked="" type="checkbox"/>	<input type="checkbox"/>
Sales Shipment	12060807	FPL Sales-Shipment	<input checked="" type="checkbox"/>	Sell-to (Buy-from)	<input checked="" type="checkbox"/>	<input type="checkbox"/>
Purchase Blanket Order	12060813	FPL Purchase-Blanket Order	<input checked="" type="checkbox"/>	Sell-to (Buy-from)	<input checked="" type="checkbox"/>	<input type="checkbox"/>
Purchase Quote	12060814	FPL Purchase-Quote	<input checked="" type="checkbox"/>	Sell-to (Buy-from)	<input checked="" type="checkbox"/>	<input type="checkbox"/>
Purchase Order	12060803	FPL Purchase-Order	<input checked="" type="checkbox"/>	Sell-to (Buy-from)	<input checked="" type="checkbox"/>	<input type="checkbox"/>
Purchase Invoice	12060820	FPL Purchase-Invoice	<input checked="" type="checkbox"/>	Sell-to (Buy-from)	<input checked="" type="checkbox"/>	<input type="checkbox"/>
Purchase Credit Memo	12060821	FPL Purchase-Credit Memo	<input checked="" type="checkbox"/>	Sell-to (Buy-from)	<input checked="" type="checkbox"/>	<input type="checkbox"/>
Customer Statement	12060810	FPL Sales-Statement	<input checked="" type="checkbox"/>	Sell-to (Buy-from)	<input checked="" type="checkbox"/>	<input type="checkbox"/>
Issued Reminder	12060808	FPL Sales-Reminder	<input checked="" type="checkbox"/>	Sell-to (Buy-from)	<input checked="" type="checkbox"/>	<input type="checkbox"/>
Sales Finance Charge	12060809	FPL Sales-Finance Charge Memo	<input checked="" type="checkbox"/>	Sell-to (Buy-from)	<input checked="" type="checkbox"/>	<input type="checkbox"/>
Pick Instruction	12060811	FPL Sales-Pick Instruction	<input checked="" type="checkbox"/>	Sell-to (Buy-from)	<input checked="" type="checkbox"/>	<input type="checkbox"/>
Pro-Forma Invoice	12060812	FPL Sales-Pro-Forma Invoice	<input checked="" type="checkbox"/>	Sell-to (Buy-from)	<input checked="" type="checkbox"/>	<input type="checkbox"/>
Item Label	12060815	FPL Item Label	<input checked="" type="checkbox"/>	Sell-to (Buy-from)	<input checked="" type="checkbox"/>	<input type="checkbox"/>

Lasernet Archive Setup Manage

Print Method ? Active

Sales Order | Work Date: 1/26/2024

1002 · Selangorian Ltd.

Process Report Release Posting Prepare Order Request Approval Print/Send Navigate Actions Related Reports Fewer options

General Show more

Customer Name: Selangorian Ltd. Order Date: 1/25/2024 External Document No.:

Contact: Mr. Mark McArthur Due Date: 2/8/2024 Status: Open

Posting Date: 1/25/2024 Requested Delivery Date:

Lines Manage More options

Type	No.	Item Reference No.	Description	Location Code	Quantity	Qty. to Assemble to Order	Reserved Quantity	Unit of Measure Code	Unit Price Excl. VAT	Tax Area Code	Prepayment %	Tax Group Code
Item	1900-S		PARIS Guest Chair, black		1			PCS	125.10		0	
Item	1896-S		ATHENS Desk		1			PCS	649.40		0	
Item	1908-S		LONDON Swivel Chair, blue		2			PCS	123.30		0	
Item	1924-W		CHAMONIX Base Storage Unit		4			PCS	136.40		0	
Item	1110		Rim		1			PCS	10.00		0	
Item	1120		Spokes		4			PCS	52.00		0	
Item	1924-W		CHAMONIX Base Storage Unit		2			PCS	136.40		0	

#291278 - Sales Finance Charge report can not add custom fields via Document Layout

The top table on the Sales Finance Charge was wrong causing problems when adding Custom Fields via Document Layout. This is now fixed.

Lasernet Document Layout | Work Date: 1/27/2023

34

Suggest Export Import Copy to other Company

General

No.: 34

Description:

Document Type: Sales Finance Charge

Last Modified Date: 3/17/2022

Custom Report

Top DataItem Table No.: 114

Top DataItem Table Name: Sales Cr.Memo Header

Report No.: 12060806

Report Name: FPL Sales-Credit Memo

Sections Manage

Section Type	Table No.	Table Name	Description
Header	304	Issued Fin. Charge Memo Header	
Line	305	Issued Fin. Charge Memo Line	
Header			

#291525 - Document Layout generates incorrect data when set in certain conditions

Document Layout custom field can generate a wrong Line No. for filtering in specific cases.

For example, this can happen when a Sales Document has Sales Lines *10000*, *20000* and *40000* (*30000* was deleted before posting).

During the posting, Sales Shipment Line or Posted Warehouse Shipment Line has Line Nos *10000*, *20000* and *30000*, with relation to *10000*, *20000* and *40000* respectfully.

When the top-level is starting from Sales/Posted Warehouse Shipment Line and has a sub-item Sales Line with a specified relation, the code was incorrectly assigned a Line No. for displaying *10000*, *20000* and *40000*. As a result, data that is required for the original line *30000* was filtered out. This is now fixed.

#291528 - Inventory report takes the wrong email address

If you change the email address or email body on the Request page on the following reports, the email from Inventory Setup was used instead:

- Item Label
- Transfer Order
- Warehouse Picking List
- Warehouse Shipment



Work Date: 1/26/2024



✓ Saved



Inventory Setup

General | Posting | Journal Templates | More options

General

Show more

Automatic Cost Posting

Prevent Negative Inve...

Automatic Cost Adjus...

Skip Prompt to Create...

Default Costing Meth...

Copy Item Descr. to E...

Location

Location Mandatory

Dimensions >

Numbering >

Lasernet

Default Print Method

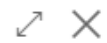
Lasernet Fax

Lasernet E-Mail

Use Distribution

Distribution Settings >

Lasernet Item Label



Options

No. of Copies

Show Internal Information

Archive Document

Language Code

Lasernet Option

Lasernet Option

EmailSend

To

CC

BCC

Filter: Item

× No.

+ Filter...

Filter totals by:

+ Filter...

Advanced >

#291846 - Issued Fin. Charge Memo selects incorrect Email

SourceNo in Print Request was set the same as the Document No. so a proper Email cannot be found (the search was based on SourceNo field). This is now fixed.

#293042 - [OnPrem] Some reports generate error "Supplied field number '1' cannot be found" upon print

You could see this error if you use the On-prem version of Lasernet BC.

This could happen on the following reports:

- Purchase Credit Memo
- Purchase Invoice
- Sales Credit Memo
- Sales Invoice
- Sales Shipment
- Sales Return Order

This is now fixed.

#293597 - Attachment does not work when sending email

There was a bug in version 4.0.1.2 where attachments were not added to the email form.

This is now fixed.

Send Email Discard Draft Use Word Template Show Source

Email Details

Show more

From: Formpipe Demo (demo.lasernet@formpipe.com) ...
To: michael.wibe@formpipe.com;michaelwibe@gmail.com ...
Subject: Order Confirmation 1001

Message

Hi Selangorian Ltd.,
Please find attached your Order Confirmation 1001

This is a system generated mail. Please do not reply to this mail!

Rich text editor toolbar with icons for bold, italic, underline, link, unlink, list, indent, outdent, quote, unquote, undo, redo, print, and other functions.

Attachments

Manage

↗ ↗

Filename
→ Sales Order 1001.pdf ⋮

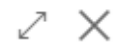
Close

#293729 - Printing multiple reports in one selection will result in a faulty XML file

We now support multiple previews. You can select more than one record to print or preview.

All records are treated individually, so if you choose email, it will look for each customer and try to find an email address

Lasernet Order Confirmation



Options

No. of Copies

Show Internal Information

Archive Document

Lasernet Option

Lasernet Option

Filter: Sales Order

× Document Type

× No.

× Bill-to Customer No.

× Sell-to Customer No.

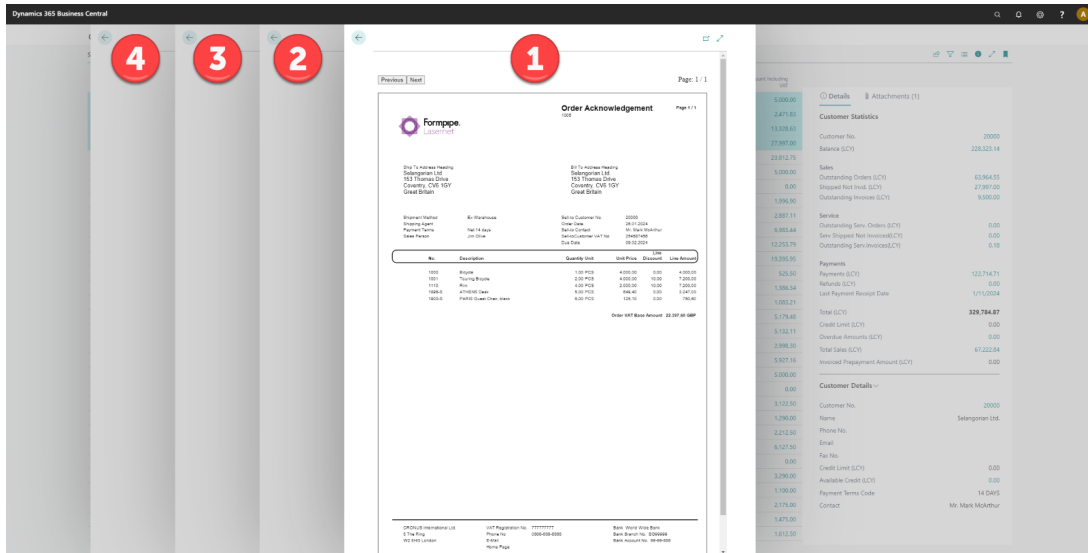
[+ Filter...](#)

Filter totals by:

[+ Filter...](#)

Advanced >

The following numbers 1-4 represent Sales Orders:



#293793 - Description on Document Layout Field is now mandatory

The description field is now mandatory as it is used for naming the node in the XML file:

Filters | Manage

	Field No.	Field Name
→	3	No.

Fields | Manage

Type	Description	Field No.	Field Name
Field Value	Bill_to_City	9	Bill-to City
→ Field Value	*		

#293799 - Item label report added Translations to Custom Fields

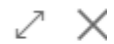
The translation for Custom Fields is now added.

SalesUnitOfMeasure	PCS
@ISO	EA
@TranslatedName	Piece
@Name	Piece
@Translation	Sales Unit of Measure
Picture	{00000000-0000-0000-0000-000000000000}
@Translation	Picture
User_ID	ADMIN
@Translation	User ID
Company_Name	CRONUS International Ltd.
@Translation	Company Name
FP ProductLabel	Label Product
@Translation	Label Product

#294020 - Updated Archive to the value from setup upon validating Print Option on the request page

The Archive button now changes depending on the Lasernet Method that the user selects on the request page. Before it only used the default method from the Customer or Vendor card, setting the Archive Document option once upon opening the request page.

Lasernet Item Label



Options

No. of Copies

Show Internal Information

Archive Document

Language Code

Lasernet Option

Lasernet Option

Options

No. of Copies

Show Internal Information

Archive Document

Language Code

Lasernet Option

Lasernet Option

#294116 - Transfer order report takes the wrong email address

When adding email to the Inventory Setup and using Send E-mail as default, the email address on the Transfer Order request page was not shown. This is now fixed.



Work Date: 1/26/2024



✓ Saved



Inventory Setup

General | Posting | Journal Templates | More options

General

Show more

Automatic Cost Posting

Prevent Negative Inve...

Automatic Cost Adjus...

Skip Prompt to Create...

Default Costing Meth...

Copy Item Descr. to E...

Location

Location Mandatory

Dimensions >

Numbering >

Lasernet

Default Print Method

Lasernet Fax

Lasernet E-Mail

Use Distribution

Distribution Settings >

Lasernet Transfer Order



Options

No. of Copies

Show Internal Information

Archive Document

Language Code

Lasernet Option

Lasernet Option

EmailSend

To

CC

BCC

Filter: Transfer Order

× No. 1010

× Transfer-from Code

× Transfer-to Code

+ Filter...

Filter totals by:

+ Filter...

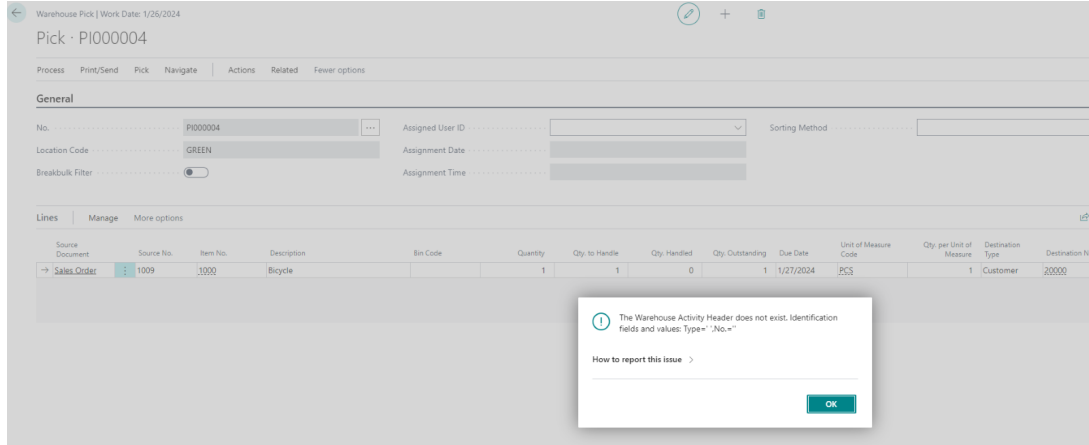
Advanced >

#294137 - Error Message: "The Warehouse Activity Header does not exist.

Identification fields and values: Type= ' ',No. "

When trying to email the Warehouse picking list, the following error message is displayed:

"The Warehouse Activity Header does not exist. Identification fields and values: Type=' ',No."



This is now fixed.

#294275 - Error Message: "The FPL Report setup does not exist. Identification fields and values: Document Type = Item Label "

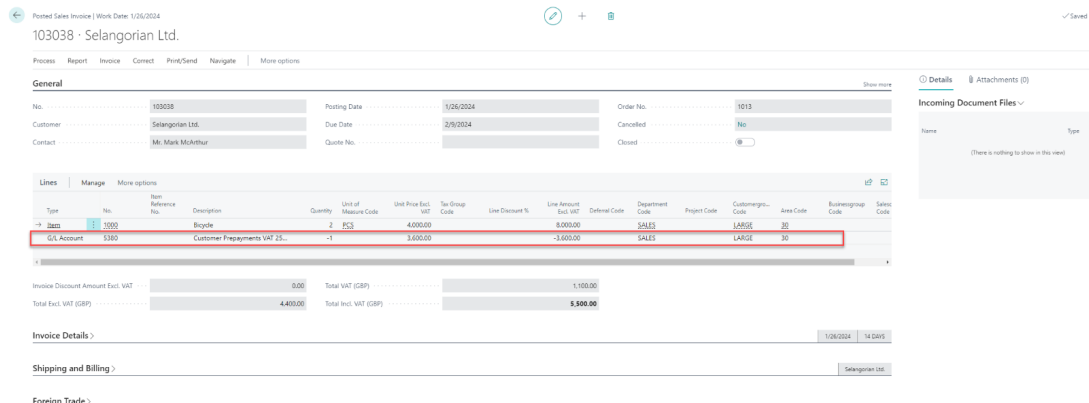
The above error message was shown when there is no Report Setup record found for Item Label and the user opens the Items List.

This is now fixed.

#294321 - System generated lines do not show up on reports

System-generated lines that BC is generating such as Prepayments lines on an invoice or roundings were not displayed on the Lasernet report.

This is now fixed.





Related Content

- [Lasernet BC Connector 4.0.1.3 Released!](#)
- [Lasernet BC Connector 4.1.0.0](#)