

Lasetnet FO Connector 6.19 New Features (part III)

2023-10-17 - Alice Petruzzella - Comments (0) - Lasetnet FO Connector New Features

Lasetnet for Dynamics 365

Release version: 6.19

Release date: 17th October 2023

Introduction

This page describes the enhancements in [Lasetnet FO Connector 6.19](#).

Click to view the [Release Notes](#) page.

Click to view the [Lasetnet FO Connector 6.19 New Features \(part I\)](#) page.

Click to view the [Lasetnet FO Connector 6.19 New Features \(part II\)](#) page.

Click to view the [Lasetnet FO Connector 6.19 New Features \(part IV\)](#) page.

Click to view the [Lasetnet FO Connector 6.19 New Features \(part V\)](#) page.

Click to view the [Lasetnet FO Connector 6.19 New Features \(part VI\)](#) page.

Click to view the [Lasetnet FO Connector 6.19 New Features \(part VII\)](#) page.

Bug fixes & Enhancements - Lasetnet FO Connector 6.19

375775@LAC365FO: Translations are now displayed next to languages in "Select languages"

When adding labels in the **Report group** in Lasetnet FO Connector 6.19, the translations are now displayed next to the languages shown in **Selected languages**.

Location: **Lasetnet > Setup > Lists > Report group > Add label(s)**

Previous version of Lasetnet FO Connector

Standard view ▾

Select languages and labels

Selected languages

Language
en-MT
en-my
en-nz
en-PH
en-PK
en-sg
<input checked="" type="checkbox"/> en-us
en-za
es
es-ar
es-cl

Selected labels (Searching... 638/750 label files)

Label location

System ▾

is exactly In the language

Label ID	Labels
<input checked="" type="checkbox"/> @AccountsReivable:Confirmat...	Confirmation
@CreditManagement:Confirmat...	Confirmation
@RET3955	Confirmation
@SYS108891	Confirmation
@SYS114651	Confirmation
@SYS12529	Confirmation
@SYS301622	Confirmation

Lasernet FO Connector 6.19

Standard view ▾

Select languages and labels

Selected languages

Language	Text
ar-eg	تأكيد
ar-kw	تأكيد
ar-om	تأكيد
ar-qa	تأكيد
ar-sa	تأكيد
cs	Potvrzení
da	Bekræftelse
de	Bestätigung
de-at	Bestätigung
de-ch	Bestätigung
el	Επιβεβαίωση
el-GR	Επιβεβαίωση
en-au	Confirmation
en-ca	Confirmation

Selected labels

Label location

System ▾

is exactly

Label ID	Labels
@AccountsReivable:Confirmat...	Confirmation
@CreditManagement:Confirmat...	Confirmation
@RET3955	Confirmation
@SYS108891	Confirmation
@SYS114651	Confirmation
@SYS12529	Confirmation
@SYS301622	Confirmation
@SYS4004518	Confirmation
@SYS4006395	Confirmation
@TRX784	CONFIRMATION

375720@LAC365FO: Name of dialog fields is "Text ID" instead of "Control name"
Language/label ID was shown when using **From default**. This is now fixed for a field in the dialog setup.

General

Execution: Default (dropdown) | Set focus: (dropdown) | Submit when modified: No

Parameters

+ New | Delete | New group | Up | Down | Load default setup

Show	Control name	Default value	Range	Load instruction
<input type="checkbox"/>	Date/number format language	Calculated.ReportDateNumberL...	<input type="checkbox"/>	From default - fixed
<input checked="" type="checkbox"/>	LAC_Label_Id		<input type="checkbox"/>	From default - fixed
<input type="checkbox"/>	Language	Calculated.ReportLanguageId()	<input type="checkbox"/>	From default - fixed

LAC_Label_Text (not **LAC_Label_Id**) should be shown when executing the Query report.

Previous version of Lasernet FO Connector

Parameters

Lasernet Screen | Review

LAC_Label_Id

Destination

Change

Lasernet Screen

Print to: Custom (Lasernet Sc...)

Lasernet FO Connector 6.19

Parameters

Lasernet Screen

LAC_Label_Text

Destination

Change

Lasernet Screen

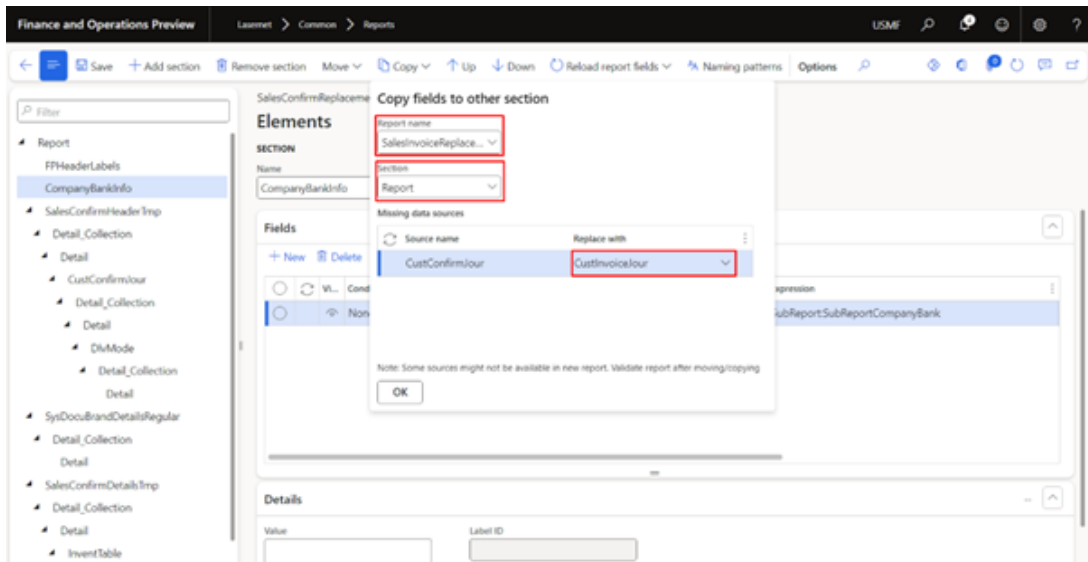
Records to include

375668@LAC365FO - Data Source replacement does not work when copying a subreport from one report to another

A problem used to arise when copying a subreport from one report to another: despite choosing what to replace, the data source/table was not properly replaced.

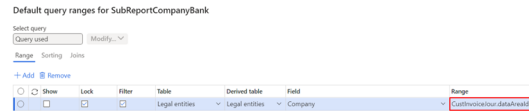
This has been fixed.

The following example shows that the data source/table CustConfirmJour should be replaced with the data source/table CustInvoiceJour when copying the subreport from the report SalesInvoice into the report SalesConfirm.



Previous version of Lasetnet FO Connector

Lasernet FO Connector6.19



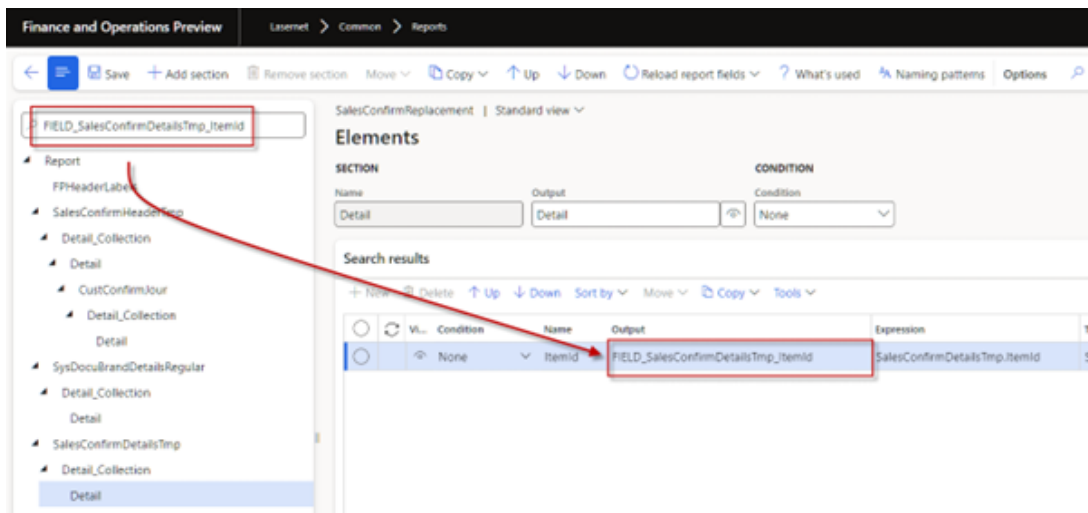
375405@LAC365FO - Issue using filter within the structure when using the task recorder (playback)

In previous versions it was not possible to record the use of a filter in the report list and within the structure/elements.

This meant that the recorder did not find the intended report when running the playback.

This has been fixed: it is now possible to use a filter for both the report list and within the structure/elements.

Search for a value within the structure/elements:



The task recorder did not include the steps used for the filter:

Previous version of Lasetnet FO Connector

Lasetnet FO Connector 6.19

Task recorder

TEST1

STEPS

Step #	Order	Count	Description	Pass/Fail
1	1	1	Go to Reports.	0
2	2	2	Click Structure.	0
3	3	3	Validate that 'Label ID' is read-only	0

Standard view

Test plan step user actions

USER ACTIONS

User actions

#	Description	Overwrite value
1	Go to Reports.	
2	Use the Quick Filter to find records. For example, filter on the Report filter field with a value of 'SalesConfirmReplacement'.	SalesConfirmReplacement
3	Click Structure.	
4	Use the Quick Filter to find records. For example, filter on the Report structure filter field with a value of 'FIELD_SalesConfirmDetailsTmp_ItemId'.	FIELD_SalesConfirmDetails
5	Validate that 'Label ID' is read-only	false
6	Close the page.	
7	Close the page.	

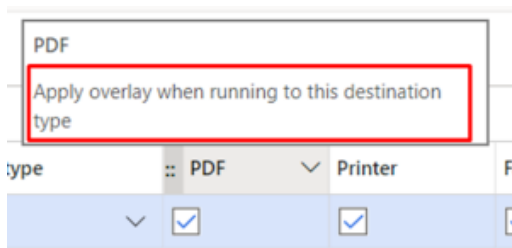
374919@LAC365FO - Typo in warning message in the Query Wizard

A typo was found in a warning message in the Query Wizard. The word "reference" was spelled as "refference": this has been corrected.

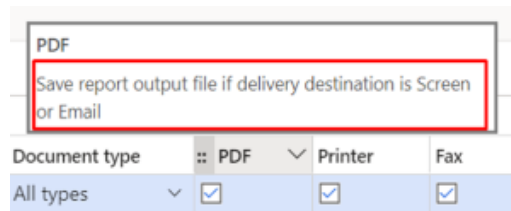
375463@LAC365FO - Incorrect Help text on Document handling destinations

All help texts for the destinations in document handling have been changed as they did not match the "Document handling" tab.

Previous version of Lasernet FO Connector



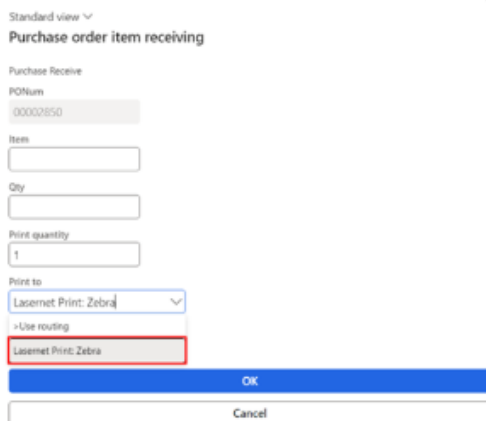
Lasernet FO Connector 6.19



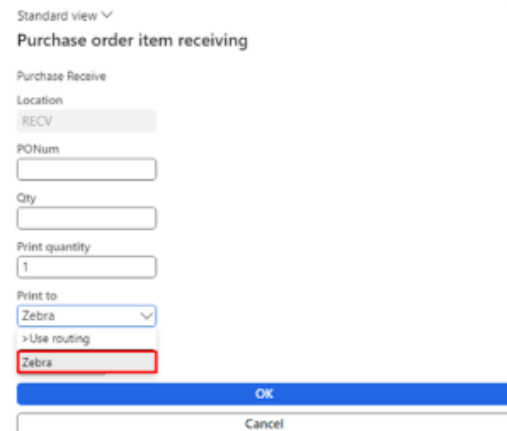
374045@LAC365FO - Remove destination type from "Print to" lookup when working with handheld devices

In LAC365FO 6.19, all printer names have been modified to exclude "Lasernet Print:" for enhanced readability in the Warehousing app.

Previous version of LAC365FO



LAC365FO 6.19



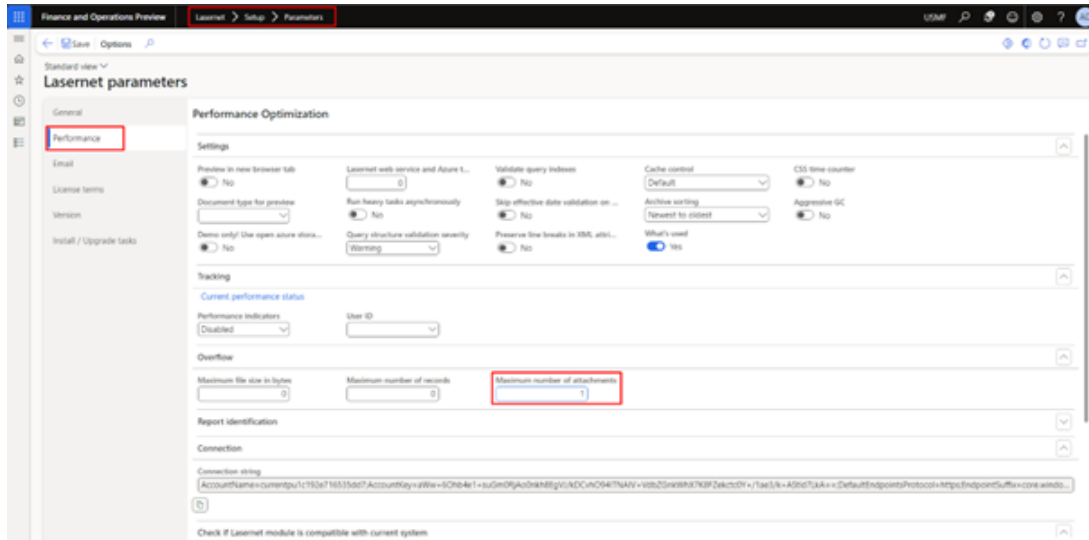
374026@LAC365FO - Report attachment from Archives/Attachments - Parameter needed

for maximum number of attachments in an email

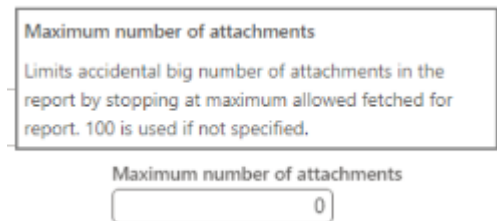
In Lasernetnet FO Connector 6.19, it is possible to set a maximum number of attachments to an email.

In the previous version, the maximum number of attachments was set to 100 and not adjustable.

Location: **Lasernet > Setup > Parameters > Performance**

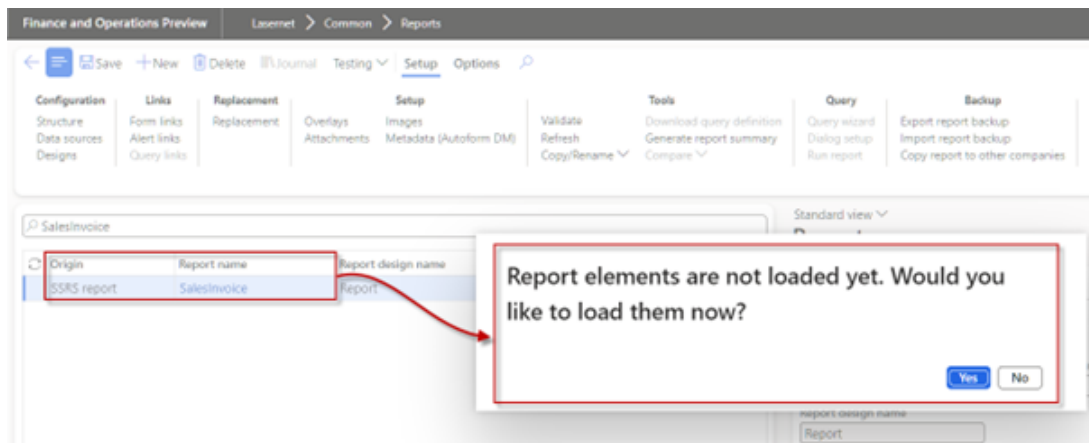


In the case of a non-specified maximum limit, when there are 101 attachments, the system will automatically default to a limit of 100 attachments, thereby excluding the final attachment from being added and sent.

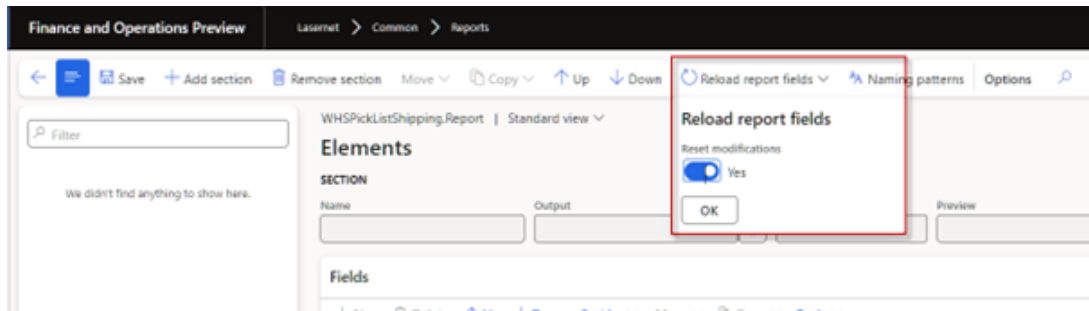


371669@LAC365F0 - Updated and added report elements loading for new SSRS report

The following prompt is shown when creating a new Report, asking whether the structure/elements should be created:



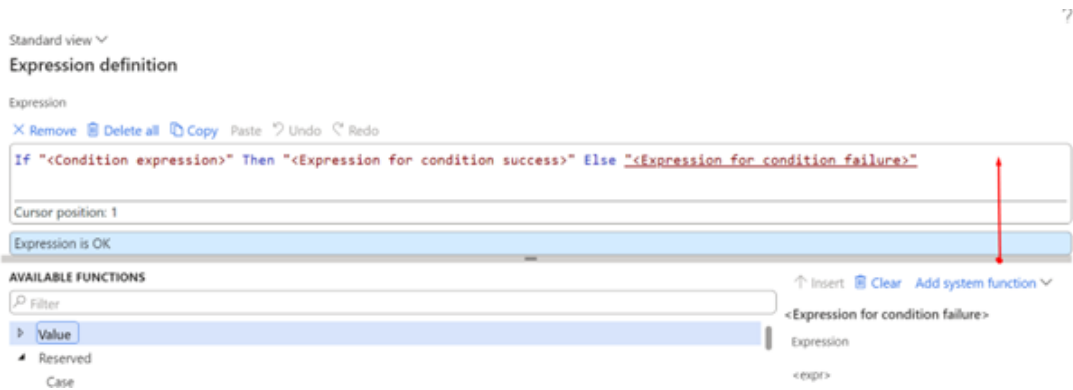
Previous versions of Lasernet FO Connector required to load the elements/structure from **Reload report fields** when adding a new SSRS report.



371578@LAC365FO - Expression editor should maintain minimal height so it is always visible

The Expression editor now has a minimum restore height so that it is always visible.

Minimizing the editor will result in it being adjusted to a minimum height to ensure it does not require to be resized in case the height is set to low.



371012@LAC365FO - Incorrect labels from method added to Structure

Having two display methods with the same label added the label only once to the XML file.

