

Lasetnet FO Connector 6.19 New Features (part IV)

2023-10-17 - Alice Petruzzella - Comments (0) - Lasetnet FO Connector New Features



Release version: 6.19

Release date: 17th October 2023

Introduction

This page describes the enhancements in [Lasetnet FO Connector 6.19](#).

Click to view the [Release Notes](#) page.

Click to view the [Lasetnet FO Connector 6.19 New Features \(part I\)](#) page.

Click to view the [Lasetnet FO Connector 6.19 New Features \(part II\)](#) page.

Click to view the [Lasetnet FO Connector 6.19 New Features \(part III\)](#) page.

Click to view the [Lasetnet FO Connector 6.19 New Features \(part V\)](#) page.

Click to view the [Lasetnet FO Connector 6.19 New Features \(part VI\)](#) page.

Click to view the [Lasetnet FO Connector 6.19 New Features \(part VII\)](#) page.

341301@LAC365FO - Support for multiple reports/designs from the same Journal

Static report

Use this option to restrict buttons to a specific report and display the Archive section exclusively for that report.

If the **Static report** option is not enabled when having multiple buttons and planning to run different reports, the business process will determine the report dynamically and the Archive will display entries associated with the current record.

This option is introduced to help those who have different reports/designs linked to the same record within the Invoice journal.

The previous version of Lasetnet FO Connector only used the Reference (Ref record) between the record in the standard Journal and the Lasetnet Archive to identify whether a document already existed.

If a related record was found, the system enabled the **Archive** button and showed the original/copy of the document without having to use **Force rerun**. The system would just pick up the existing document from the Lasernet Archive.

Example: two versions exist of the same report, such as when a customer changes the output/layout (Query) over time.

- Old-version of the report

Report name: SalesInvoiceReplacement_**Old**_Version

No entry is present in the Lasetnet Archive and the **Archive** button is disabled. Using Lasetnet Original preview/Lasetnet Copy preview would need to use **Force rerun** as no documents/entries are found within the Lasetnet Archive.



Archive is enabled after either using Lasetnet Original Preview or Resend (similarly for the Lasetnet Copy Preview).



- New version of the query

Report name: SalesInvoiceReplacement_**New**_Version

Using **Resend** from the Archive enables the **Archive** button even though the report has not been processed through the new report - SalesInvoiceReplacement_**New**_Version.



This is fine when a customer would like a 100% trustworthy archive. In other scenarios, customers want to ensure the new (not the old) version of the report is rendered.

This option is provided through the **Static report**:

Lasernet > Common > Reports > Form links



The Archive button for the new version of the Report/Query is now disabled as the system is aware about it. The reference between the standard Journal and Lasetnet Archive should also take the report name into consideration.



A similar situation arises when a customer starts by using SSRS reports and, over time, moves to replacement reports.

Another scenario sees multiple buttons brought into the same Form. Each button has its

own report. Without **Static report** enabled for the reports, the system uses the first processed report for the other reports as well:



341300@LAC365FO - Lost focus in New expression editor when deleting existing information

In previous versions, focus was lost within an expression when removing an already selected value from a segment, such as when “blurring” and deleting an already existing field. This would require refreshing the session (F5).

The same issue arose when deleting already selected values within the Expression editor.

The selection would appear in the upper left window/corner and not as part of the lookup within the expression.

This version keeps the proper focus.

Focus might still be lost in case of selecting a non-existing field but it is still possible to re-select the value in the selection list in the upper left corner.



338297@LAC365FO - T&P - Checkpoint export/import

The controller pack containing information about how a report should be executed when using **Force re-run** from the Lasernet Archive was not included when exporting a checkpoint used within the Test & Performance Suite (T&P).

The controller pack has been added as part of the export in Lasetnet FO Connector 6.19.

337986@LAC365FO - Corrupt Export from Update design

Update design can adjust an existing design in Lasetnet when the output/structure is changing, such as when increasing or decreasing the Layout.

A higher layout adds additional sections like the **Detail collection** and **Details** as part of the output (XML file).

Adding the sections **Detail Collection** and **Details** is in many situations quite useful as it provides the option to gather and collapse information.

It is specially useful when preparing a design as it often provides a much easier and readable structure.

However, in other situations, **Detail Collection** and **Details** are not required and this is the reason why the option to set the Layout (structure) to Minimum was introduced.

Updating the design could lead to a situation in which the Form was not recognized when re-importing the Form back to Lasetnet.



This issue has been fixed in Lasernet FO Connector 6.19, where Form is properly recognized.



337832@LAC365FO - CE query attachments, attachment reference table extra"." when refreshed

A "." was added as postfix for the attachments when using a Class report (CE/DataVerse) and after finishing the Query Wizard. Lascernet FO Connector 6.19 does not add this "." after finishing the Query Wizard, and attachments work as expected when using a class report.



375996@LAC365FO - Validation for non-existing SharePoint setup in std.

In previous versions, the following error was thrown when validating the connection, when no Default SharePoint server was configured in Lascernet FO Connector.



Error

Object reference not set to an instance of an object.

Setup of the Default SharePoint Server in Lascernet FO Connector:



The following error message is thrown in Lascernet FO Connector 6.19 when trying to validate a connection for which no Default SharePoint server has been set up.

Error

No default SharePoint server defined.

377016@LAC365FO - Expression Editor Nested if Statement not working

Using nested IF statements such as the following was not properly evaluated.

Expression:

```
If ( SalesLine.ItemId = "P0001" ) Then ( "This line item is P0001" ) Else
```

```
( If ( SalesLine.ItemId = "D0004" ) Then ( "This line item is D0004" )
```

```
Else ( "This line item is neither P0001 or D0004" ) )
```

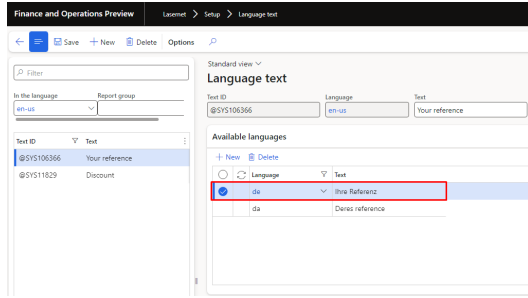
This has been fixed.

375735@LAC365FO - Button to add multiple languages to one or more language texts (Faster to add multiple languages to language texts)

In previous versions, it was only possible to add one language and one text at a time.

A new option allows adding multiple languages to multiple texts which makes it much faster and easier to add translation(s).

Previous version of Lasernet FO Connector



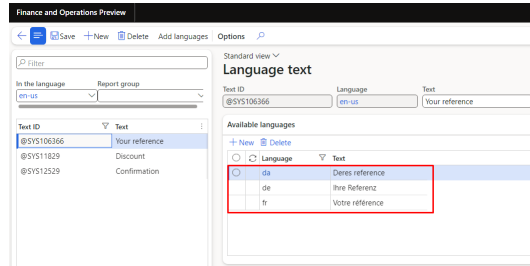
Lasernet FO Connector 6.19



- (1) Mark Language Text
- (2) Click **Add Languages**



- (1) Select Languages
- (2) Click **OK**



337171@LAC365FO - Blank screen if 'Previous in new browser tab' is enabled

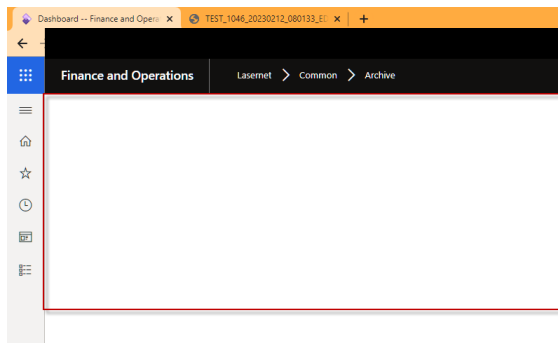
An issue arose when previewing a document for which the file format was set to a separate browser tab.

The document was properly shown within a separate browser tab.

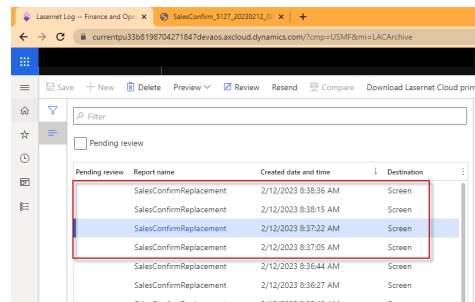


However, the main window from where the process was started would show a blank screen:

Previous version of Liferay FO Connector



Lasernet FO Connector 6.19



336810@LAC365FO - Add copy button back into Azure storage connection

The option to copy the Connection used for the Queue and for the Storage is added in the Form for the **Lasernet servers** and into the connections for Liferay.

Having the option to copy a connection in the Liferay servers makes it much easier to maintain/prepare the configuration for Liferay. This is because it is possible to copy the connection for the Queue and for the Storage directly from the setup of the Liferay servers.

To configure the interaction between Liferay FO Connector and Liferay, follow these

steps:

1. Copy the connection for the Queue (normally a connection for an Azure ServiceBus Queue) from Lasernet FO Connector.



2. Paste the connection into the Azure Service Bus module in Lasetnet.



3. Copy the connection for the Storage (normally a connection for an Azure Storage) from Lasetnet FO Connector.



4. Paste the connection into the Command for the Azure Storage.



Minimum configuration

It is possible to configure an environment in which the **Outgoing connection** is the only connection needing to be configured in the Lasetnet servers.

Lasetnet FO Connector will parse the connection named **Azure Storage** in case this field is left empty within the Lasetnet servers.

These steps describe the process:



1. Copy the connection from **Lasetnet parameters** in case the connection is left empty for the Azure Storage (**Lasetnet > Setup > Parameters > Performance**).



2. Paste this into the command named **Azure Storage** within the **Lasetnet Server**.

3. Locate the connection within the **Lasetnet Server** and find the one named **Azure Storage**.



4. Paste the **Connections** from Lasetnet FO Connector.



5. Either **Patch** or **Commit** and **Deploy** in Lasetnet.

6. Use **Validate** to ensure everything is configured and working as expected.



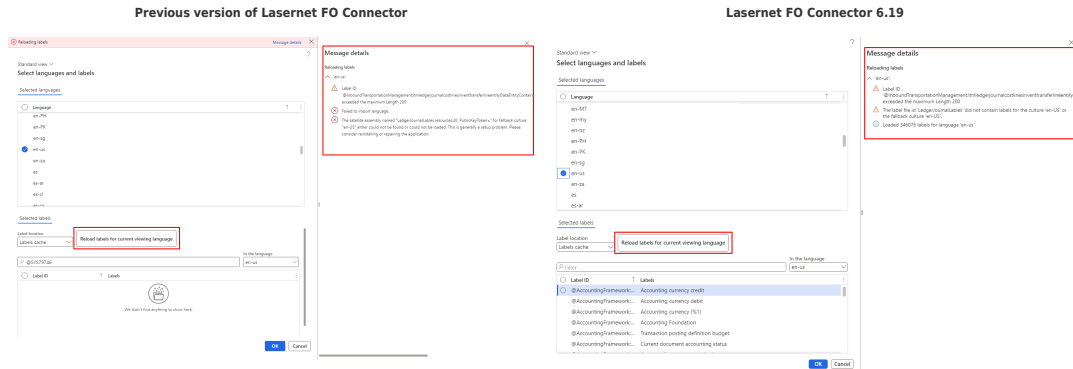
366107@LAC365FO - Reload label error (Change and fix to "Add label(s)")

Location: **Lasetnet > Setup > Lists > Report Group > Add label(s)**

“Reload labels for current viewing language”

In previous versions of Lasernet FO Connector, an error was thrown when loading labels for the current viewing language.

This error has been replaced by the following warning:



Error messages:

- Failed to import language.
- The satellite assembly named "LedgerJournalLabels.resources.dll, PublicKeyToken=" for fallback culture "en-US" either could not be found or could not be loaded. This is generally a setup problem. Please consider reinstalling or repairing the application.

336587@LAC365FO - Review before sending form is not opened if Preview in new browser is enabled

Enabling the preview in a separate browser tab caused the **review** of the document to be shown in a separate browser tab/window and not in the current review tab.

Lascernet FO Connector 6.19 always keeps the document inside the existing review tab, even when preview is set to separate browser tab/window.

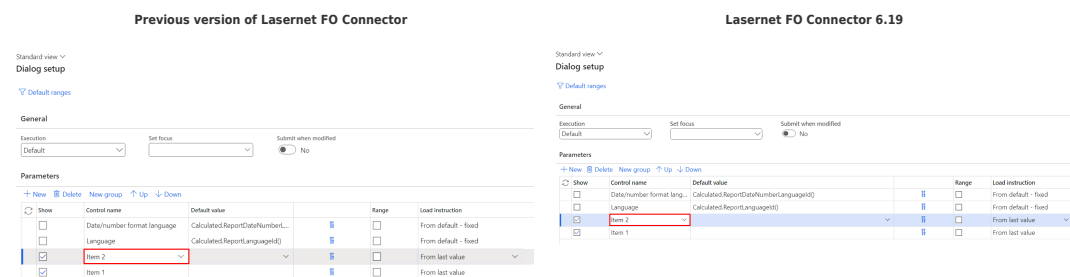


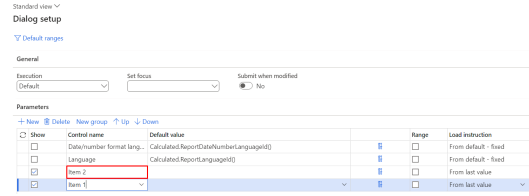
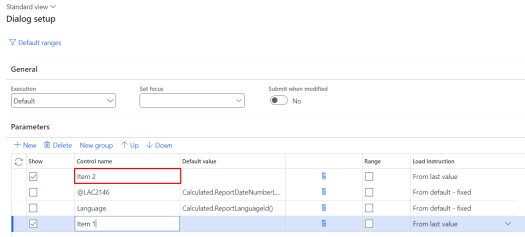
Setup of preview for a file format is located in **Lascernet > Setup > Lists > File formats.**

336423@LAC365FO - Form research when inserting new dialog fields within the dialog setup (New parameters in "Dialog setup move to the top (Fixed))

In previous versions of Lascernet FO Connector, newly created dialog fields (parameters) in **Dialog setup** were moved to the top.

This has been improved: the newly created dialog field stays in the proper position.



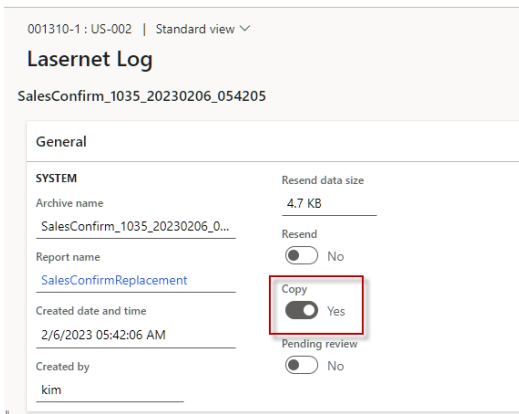


335020@LAC365FO - Lasernet Original Preview creates archive record as 'Copy'
 Using the Lasetnet Original preview without having any documents in the Lasetnet Archive
 used to mark the Lasetnet Archive entry as a copy.

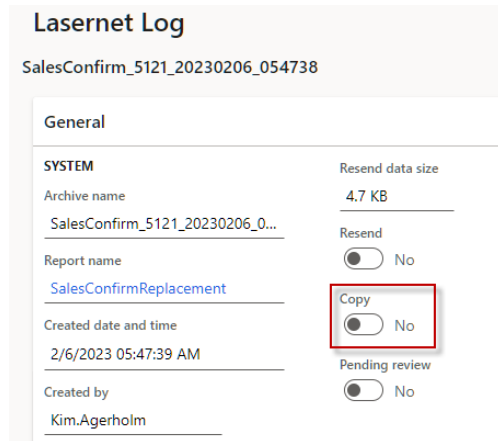
This has been fixed.



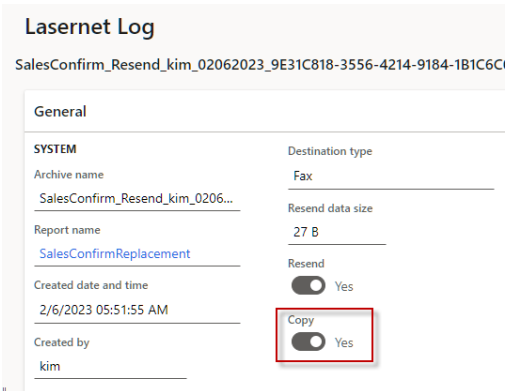
Previous version of Lasetnet FO Connector



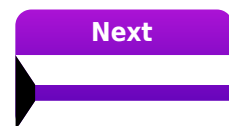
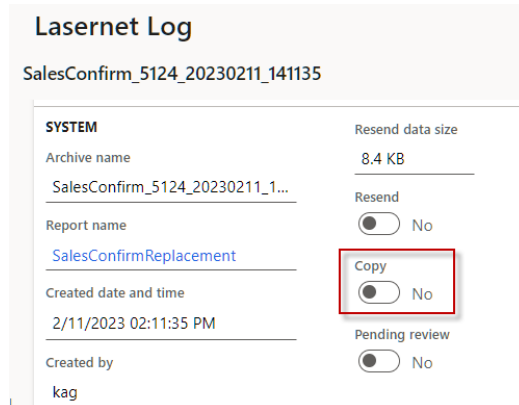
Lasernet FO Connector 6.19



Previous version of Lasetnet FO Connector



Lasernet FO Connector 6.19



Related Content

- [Lasernet FO Connector 6.19](#)
- [Lasernet FO Connector 6.19 is now available](#)
- [Lasernet FO Connector 6.19 Release Notes](#)
- [Lasernet FO Connector 6.19 New Features \(part II\)](#)
- [Lasernet FO Connector 6.19 New Features \(part I\)](#)
- [Lasernet FO Connector 6.19 New Features \(part III\)](#)
- [Lasernet FO Connector 6.19 New Features \(part V\)](#)
- [Lasernet FO Connector 6.19 New Features \(part VI\)](#)
- [Lasernet FO Connector 6.19 New Features \(part VII\)](#)