

Lasetnet FO Connector 6.18.3 New Features/Fixes

2023-04-14 - Adam McStravick - Comments (0) - Lasetnet FO Connector New Features

Lasetnet for Dynamics 365

Release version: 6.18.3

Release date: 14th April 2023

Introduction

This page describes the enhancements in [Lasetnet FO Connector 6.18.3](#).

Click to view the [Release Notes](#) page.

Models

Lasetnet FO Connector 6.18.3 contains the following models, including the model for integration with Dynamics 365 Customer Engagement and the models for Lasetnet print buttons.

Model	Description	Location/Remark
Lasetnet	Core and main engine for Lasetnet FO Connector	Lasetnet Requires activation Key Lasetnet > Setup > Parameters > License terms
Lasetnet81Spec	Additional requirements in relation to 8.1 and newer versions of standard Dynamics 365 Finance and Operations	
PRNButtons	Lasetnet print buttons	Print buttons
PRNButtonsLACAdaptor	Adaptor between the Lasetnet print buttons and Lasetnet	

LACCE	Provide the integration to CE from Lasernet FO Connector	Lasernet > Dataverse/Dynamics365
LACMSHotfixes	Hotfixes for standard Dynamics 365 Finance and Operations	System Administration > Setup > Hotfixes from Lasetnet
Lasernet Test Suite	Test & Performance Suite	Lasernet > Test and performance suite Requires activation Key Lasernet > Test & performance suite > Parameters
LasernetPU35Spec		Support of Wave labels in Dynamics 365 Finance and Operations
Lasernet Autoform DM	Integration to the Autoform (Archive)	

Objects

Please ensure the following new objects/dll-files are added to TFS if you are not just installing/deploying the AOT-package.

- LACSupport.dll.config
- XmlDiffPatch.dll
- XmlDiffPath.View.dll

Source Items	Target Items
<ul style="list-style-type: none"> \$/PRIVATE - PM - LAC365FO/Release/6/17/0/C... LACSupport.dll LACSupport.dll.config XmlDiffPatch.dll XmlDiffPatch.View.dll 	<ul style="list-style-type: none"> \$/PRIVATE - PM - LAC365FO/Release/6/16/3/Collection/Metadata/Lasernet/bin LACSupport.dll

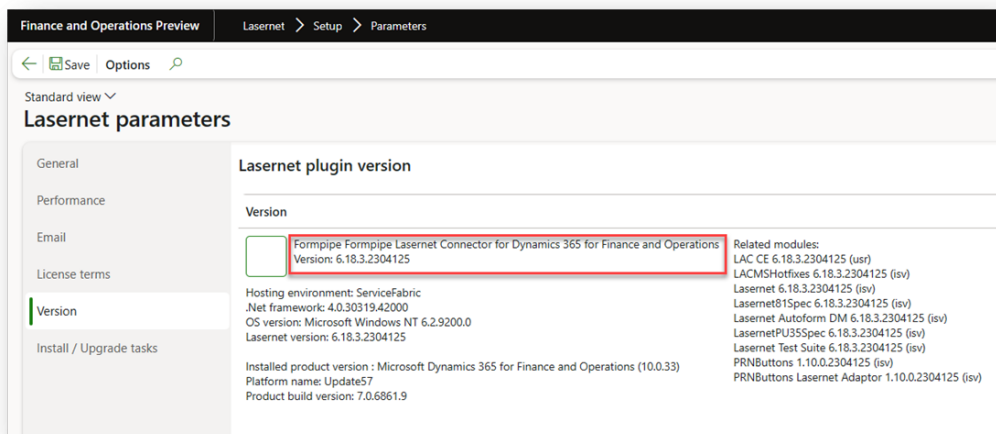
This is the complete list of objects which are not automatically added:

AngleSharp.Css.xml	Yes	10/6/2021 10:44...
AngleSharp.dll	Yes	10/6/2021 10:44...
AngleSharp.xml	Yes	10/6/2021 10:44...
HtmlSanitizer.dll	Yes	10/6/2021 10:44...
HtmlSanitizer.xml	Yes	10/6/2021 10:44...
LACSecurityBaseD365FO.dll	Yes	10/6/2021 10:44...
LACSupport.dll	Yes	2/18/2022 3:59:...
LACSupport.dll.config	Yes	2/18/2022 3:59:...
LasernetPrinter.Data.dll	Yes	10/6/2021 10:44...
Microsoft.Azure.Relay.dll	Yes	10/6/2021 10:44...
Microsoft.ServiceBus.dll	Yes	10/6/2021 10:44...
SharedInterfaces.dll	Yes	10/6/2021 10:44...
XmlDiffPatch.dll	Yes	3/25/2022 5:33:...
XmlDiffPatch.View.dll	Yes	3/25/2022 9:33:...

Version

The version number should be 6.18.3.x as shown, after either installing or deploying the AOT-package.

Lasernet > Setup > Parameters



Platform Update (PU) Version number

PU55	6.18.3.2304124
PU56	6.18.3.2304123
PU57	6.18.3.2304125

Adding the AOT-package

Add the AOT-package using one of the following methods:

Through LCS

Apply a deployable package to an environment

<https://docs.microsoft.com/en-us/dynamics365/unified-operations/dev-itpro/deployment/app>

[ly-deployable-package-system](#)

Install a deployable package

Note

This requires RDP access to environment

<https://docs.microsoft.com/en-us/dynamics365/unified-operations/dev-itpr/o/deployment/install-deployable-package>

Lasernet FO Connector 6.18.x is supported with Lasernet 9 and Lasetnet 10. A setup for either Lasetnet 9 or Lasetnet 10 is required for any new installation and when upgrading from Lasetnet 8.

Pre-requisite / Technical

It is best practice to do a Stylesheet refresh after upgrading Lasetnet FO Connector because this could help avoid potential issue(s).

We recommend that you use the following Register selection-classes located in **Lasetnet > Setup > Backup parameters > Setup Default Selections** in case an error like the one shown in the example is thrown when using Export, Import or Copy across companies (legal entities).

The newly introduced upgrade framework in Lasetnet FO Connector 6.18 should manage but could 'fail' in a scenario when using a TFS/Dev build as this would require executing Microsoft.Dynamics.AX.Deployment.Setup.exe.

The screenshot shows the Dynamics 365 Finance and Operations interface. The breadcrumb navigation is 'Lasernet > Setup > Backup parameters > Setup Default Selections'. The 'Register selection-classes' button is highlighted with a red box. Below the navigation bar is a table with columns: Class ID, Class name, Predefined selection, and Description. The 'Predefined selection' column has a red asterisk. A red error message banner at the bottom reads: 'Copying reports to other companies. Message details'. A 'Message details' dialog box is open, showing the error message: 'Copying reports to other companies. Please try to run 'Register selection-classes' before proceeding. Click here to run 'Register selection-classes'. Click here to open the selection form'. The error message and the dialog box are highlighted with red boxes.

✘ **Cannot create a record in Lasetnet default export/import selection (LACDefaultSelection). The record already exists.**

Show diagnostic information ▾

Copy

Close

Error

Please try to run 'Register selection-classes' before processing

or

Cannot create a record in Lasernet default export/import selection (LACDefaultSelection).
The record already exists.

What's New

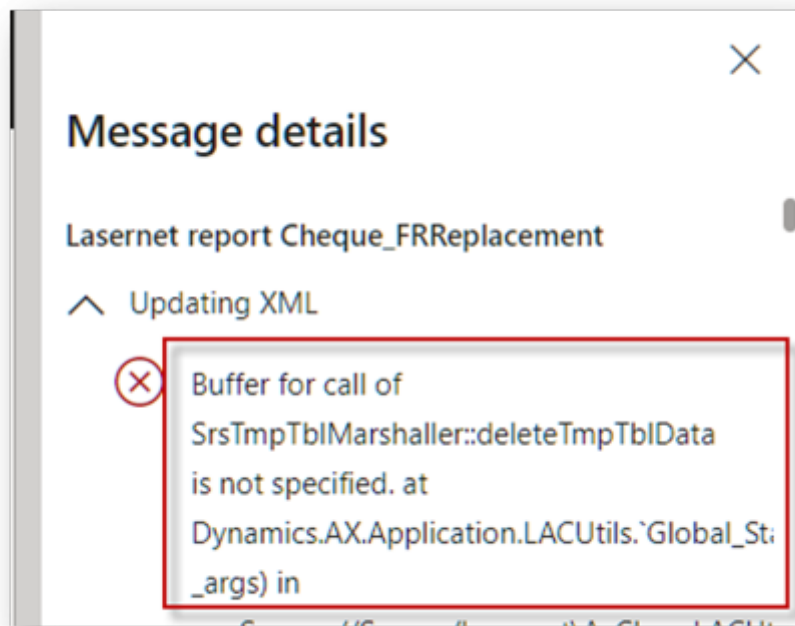
347572@LAC365FO

"Buffer for call of SrsTmpTblMarshaller::deleteTmpTblData is not specified" when printing
Cheque Replacement Report

Using a replacement (Query) for the French cheque (Report: Cheque_FR) threw the
following Error message:

Error

Buffer for call of SrsTmpTblMarshaller::deleteTmpTblData is not specified. at
Dynamics.AX.Application.LACUtils.`Global_StackInfo(XppPrePostArgs _args) in
xppSource://Source/Lasernet\AxClass_LACUtils.xpp:line 1299 at

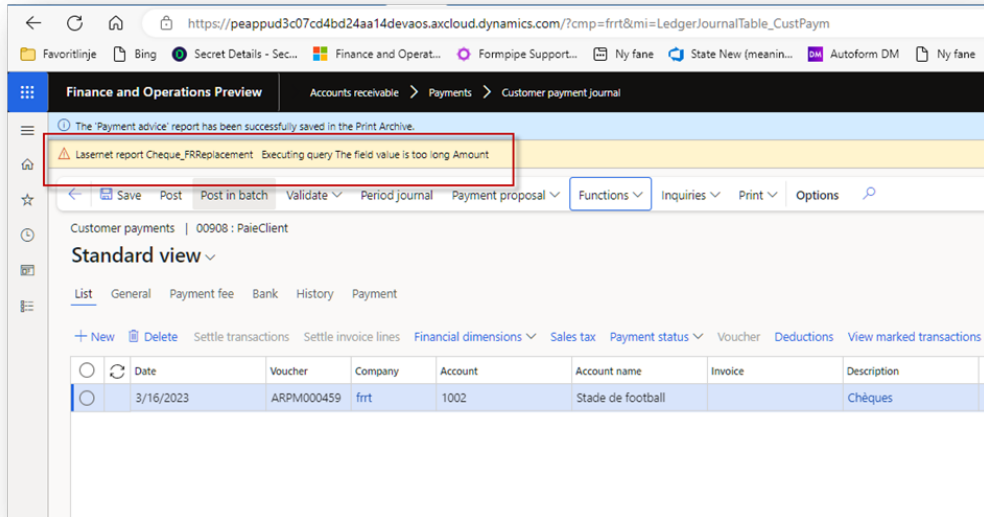


We recommend that you consider the following when working with cheques in Dynamics 365:

- Resend with force-rerun from the Lasernet Archive is not supported for the cheque reports. This is due to the Microsoft logic of not being able to regenerate the same cheque again - for obvious reasons.
- Having a large amount in the Debit/Credit (13 or more characters) field would, when

using replacement, show the following warnings: 'The field value is too long Amount' and 'The field value is too long Amount in text'.

The same behaviour applies when using standard SSRS/Report but the warning is not shown - because it would be shown at the Reporting server and therefore is not expected to show in Dynamics D365FO.



347571@LAC365FO

"Object Reference not set to an instance of an object." When printing to predefined destinations on all SSRS reports on Lasernet FO Connector 6.18.2 and PU 10.0.31.

Using SSRS as the origin for Lasernet reports (a legacy way of working with Lasernet) threw the following error when using predefined destinations:

Error

Error Object reference not set to an instance of an object.

The SSRS report with Lasernet was still generated and delivered. Even though the error message was thrown.

There are no issues when using replacement reports.

347570@LAC365FO

A blank screen was shown if **Preview in new browser tab** was enabled.

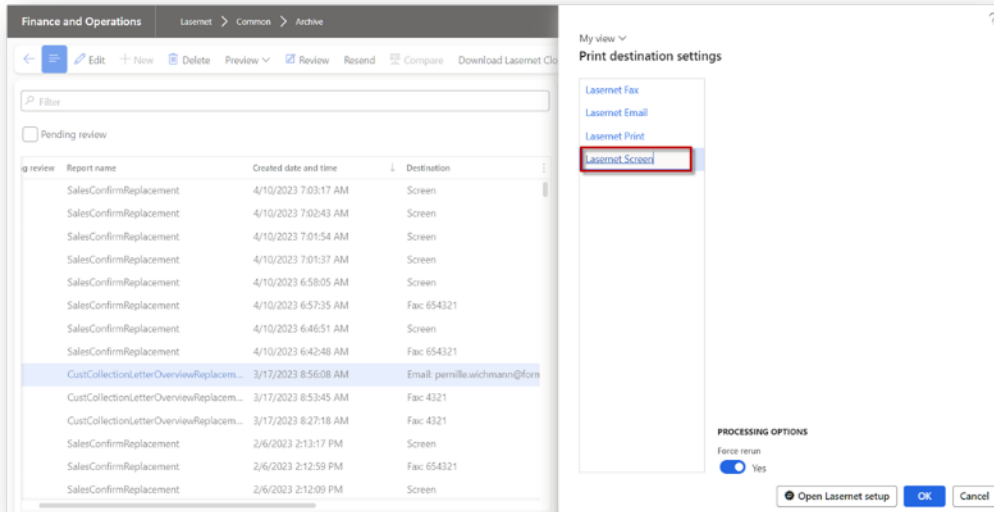
In some cases, Resend (preview) of a document showed an empty screen in the Form from which the Preview was initiated (started).

This was only an issue when having the **Preview in new browser tab** option enabled **Lasernet > Setup > Lists > File formats**.

An empty screen with no entries (records) would be shown in the Form - see the following

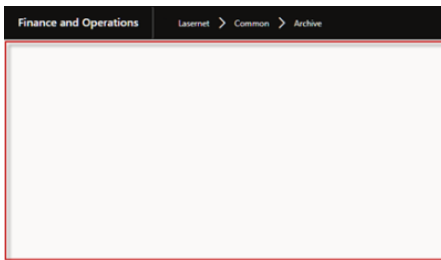
example.

Re-showing/re-sending the document from **Lasernet > Common > Archive**.

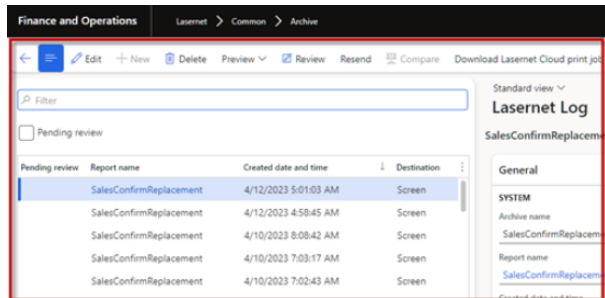


In some situations, an empty screen was shown.

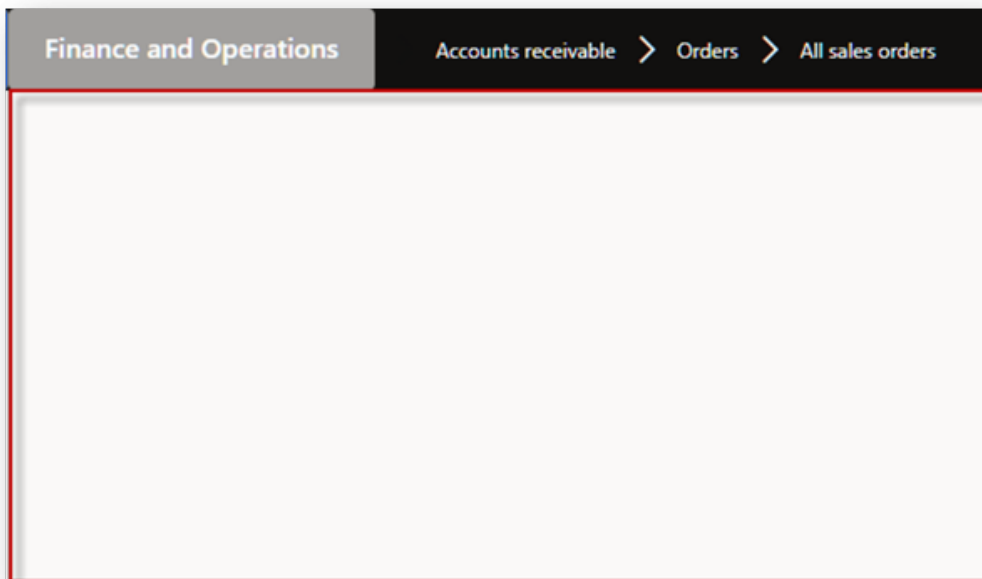
Result in Lasernet Archive



Expected result in Lasernet Archive



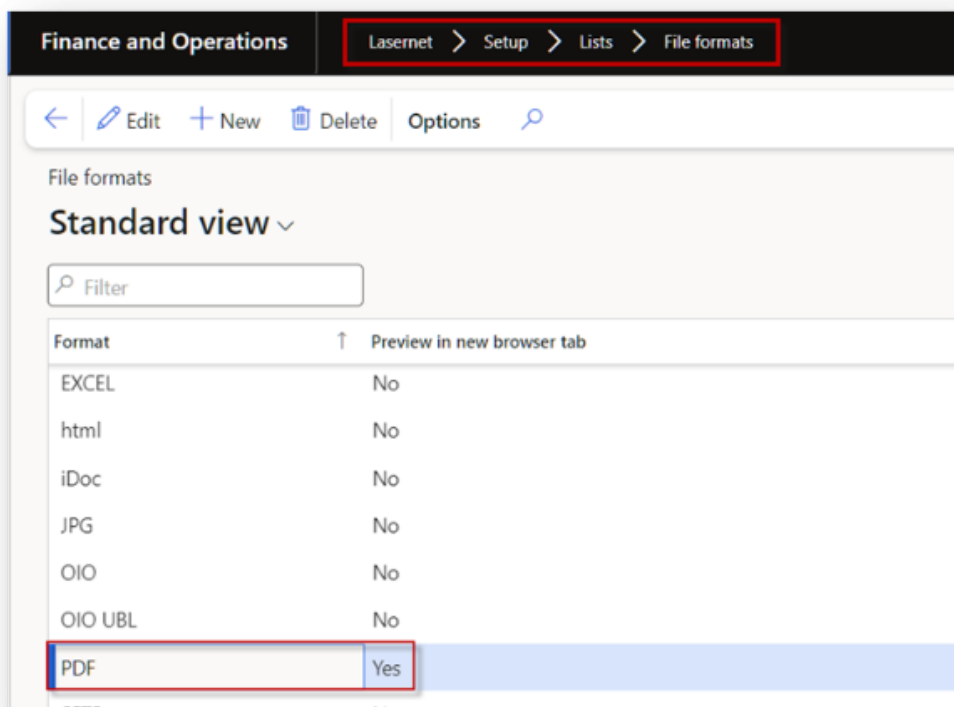
A similar issue occurred when posting and previewing a document such as Sales invoice, Sales confirmation and when **Preview in new separate browser tab** was enabled.



The **Preview in new browser tab** option was also used when reviewing a document in previous versions of Lasernet FO Connector.

Lasernet FO Connector 6.18.3 does not use the setting for the **Preview in new browser tab** but does always show the document within the same browser session/tab.

Enabling 'Preview in new browser tab' for a specific file type/format is located in **Lasernet > Setup > Lists > File formats**.



346681@LAC365FO

Using SharePoint on PU56 (10.0.32) or newer failed

Using Lasernet FO Connector 6.18.2 or earlier with Dynamics 365 Finance and Operation 10.0.32 (PU56) or later threw the error when using SharePoint for Lasename.

Lasename > Setup > Administration > Connections

The error was thrown when entering information in relation to SharePoint (like Subsite, Folder), validating connection/server or when processing a Report to SharePoint through Lasename.

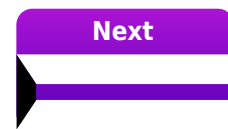
Error

Method not found: 'Void

Microsoft.Dynamics.Platform.Integration.SharePoint.RestProxyBase.AddAuthentication(System.Net.HttpWebRequest)'.
{

error_description: ID3035: The request was not valid or is malformed. }

Lasename FO Connector 6.18.3 is compliant with SharePoint in both earlier and later versions of Dynamics 365 Finance and Operations.



Related Content

- [Lasename FO Connector 6.18.3](#)
- [Lasename FO Connector 6.18.3 is now available](#)
- [Lasename FO Connector 6.18.3 Release Notes](#)